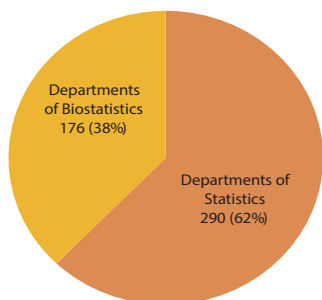


## PhDs Awarded by Statistics and Biostatistics (Stat/Biostat) Departments

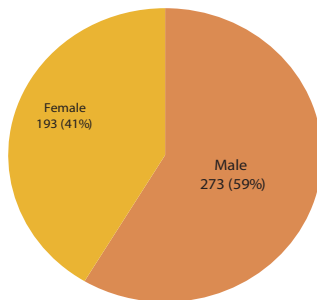
This section contains information about new doctoral recipients as reported by 82 (49 of 59 statistics and 33 of 46 biostatistics) Stat/Biostat departments that responded to this survey. These departments produced 466 new doctorates, all of whom had dissertations in statistics/biostatistics. This is a 13% decrease in the number reported for fall 2015, which was 538. In addition, Math Public, Math Private and Applied Math departments combined had 110 PhD recipients with dissertations in statistics. 34% (160) of the new PhDs awarded by Stat/Biostat are US citizens (while in the other groups combined, 53% are US citizens). The unemployment rate for US citizens with new Stat/Biostat PhDs is 3.0%, essentially the same as in 2014-15. Underrepresented minorities received 6% of all degrees awarded to US citizens and permanent residents in Stat/Biostat (199).

**Figure S.1: PhDs Awarded by Statistics/Biostatistics Departments**



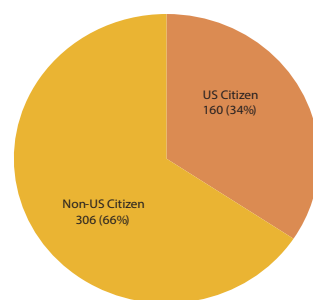
- 24% of all mathematical sciences PhDs awarded were in the Stat/Biostat group.
- Females account for 38% of Statistics and 47% of Biostatistics PhDs awarded.

**Figure S.2: Gender of PhD Recipients from Statistics/Biostatistics Departments**



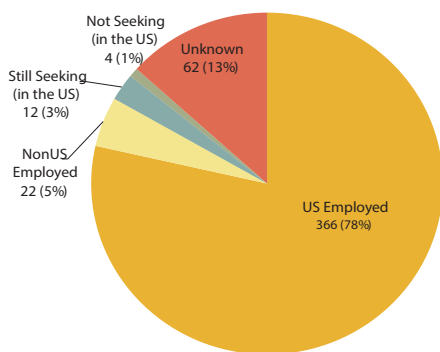
- Females accounted for 41% of the 466 PhDs in Stat/Biostat, compared to Doctoral Math, where 26% are female.

**Figure S.3: Citizenship of PhD Recipients from Statistics/Biostatistics Departments**



- 38% of Stat/Biostat US citizen PhD recipients are females, while in Doctoral Math 25% of the US citizens are females.

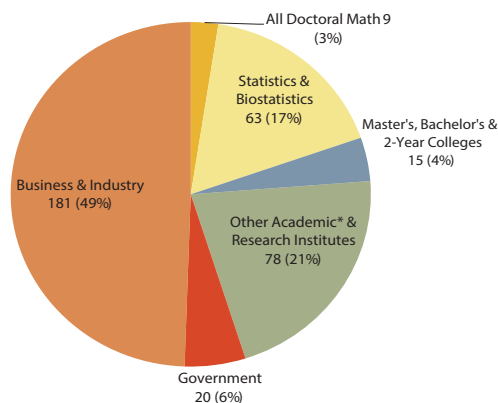
**Figure S.4: Employment Status of PhD Recipients from Statistics/Biostatistics Departments**



**Total PhDs Awarded: 466**

- 3.2% of Stat/Biostat PhDs are unemployed, (compared to 6.8% among Doctoral Math), essentially unchanged from 2014-15.
- Unemployment among new PhDs with dissertations in statistics/biostatistics is 2.6%, down from 3.8%. Among all other dissertation groupings, 5.6% are unemployed.

**Figure S.5: US-Employed PhD Recipients from Statistics/Biostatistics Departments by Type of Employer**



\*Other Academic consists of departments outside the mathematical sciences including numerous medical-related units.

**Total US Employed: 366**

- 49% of Stat/Biostat PhDs are employed in Business/Industry, compared to 29% in Math.
- 28% of those hired by Stat/Biostat were females, compared to 24% in Math.