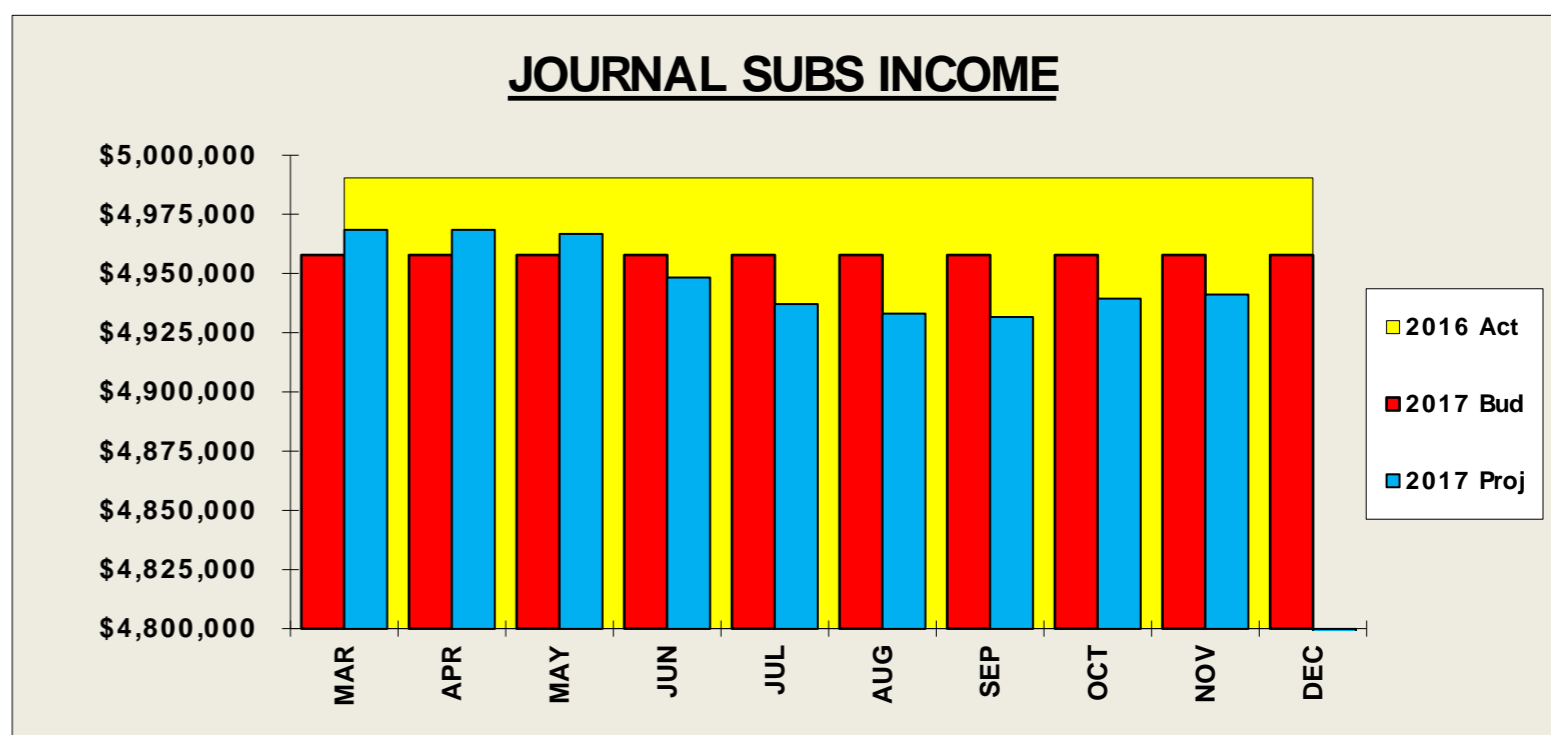


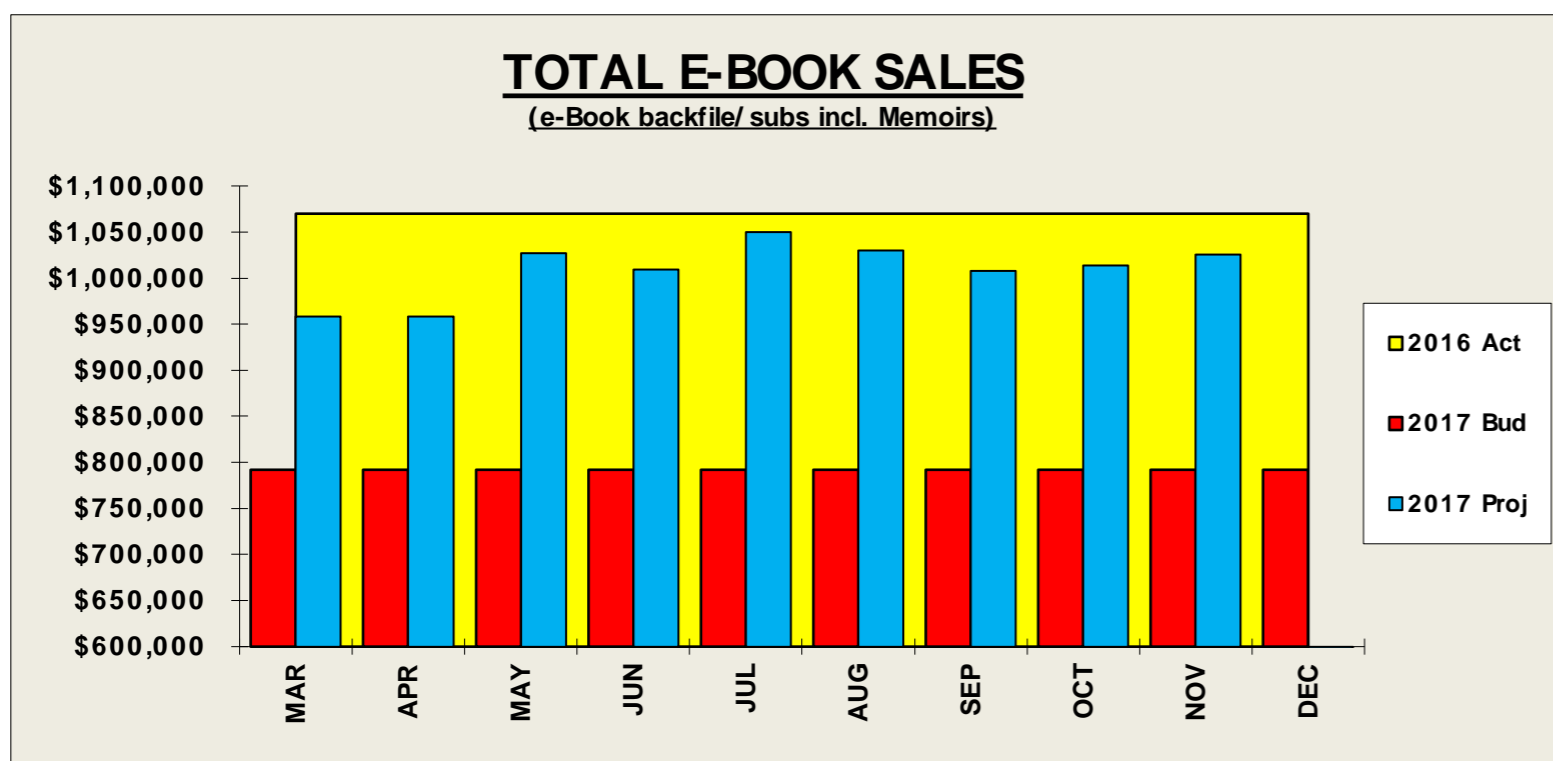
FISCAL KEY INDICATORS - NOVEMBER 2017

2017 Subscription Income Only				
	2017 BUDGET	Projection	ACTUALS Thru 11/30/17	FAVORABLE (UNFAVORABLE)
JAMS	\$278,274	\$277,313	\$277,250	(\$961)
MCOM	494,747	\$482,050	481,940	(12,697)
PROC	1,245,658	\$1,254,107	1,253,828	8,449
TRAN	1,937,359	\$1,936,844	1,936,412	(515)
ABST	11,800	\$11,781	11,781	(19)
BULL	97,848	\$102,762	102,762	4,914
MEMO	341,338	\$347,918	347,300	6,580
MOSC	104,363	\$102,820	102,796	(1,543)
MRS	3,634	\$3,249	3,249	(385)
NOTI	46,628	\$47,762	47,762	1,134
SPMJ	252,785	\$239,829	239,772	(12,956)
SUGA	27,195	\$27,905	27,905	710
TPMS	116,197	\$106,736	106,710	(9,461)
	\$4,957,827	\$4,941,077	\$4,939,465	(\$16,750)

Actuals do not include 2018 journal sub income which will be deferred at year end



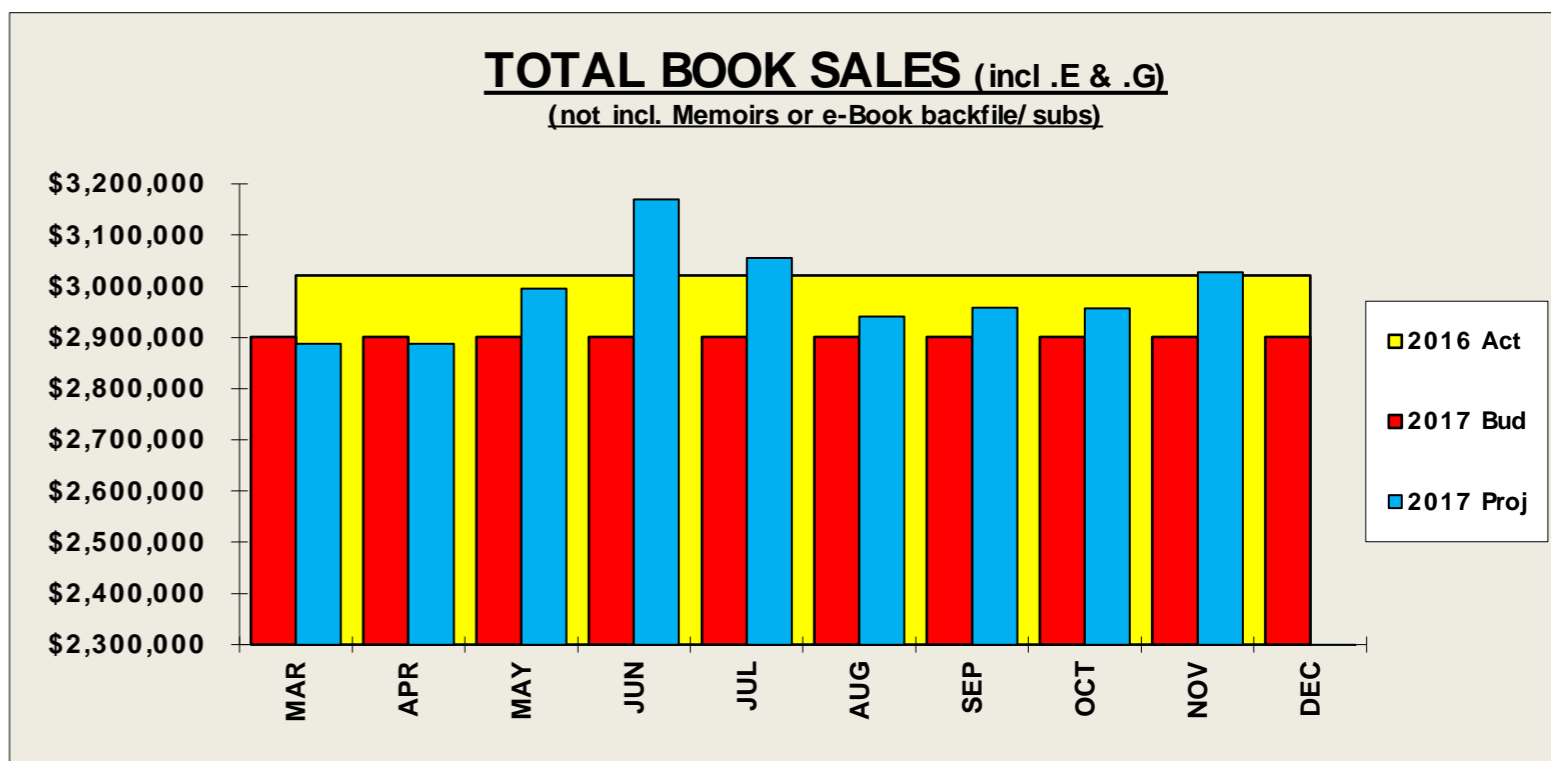
AVG YTD PROJECTIONS HAVE VARIED FROM ACTUALS BY .05%
.05% OF THE CURRENT PROJECTION IS \$2,621



	2017 BUDGET	Projection	ACTUALS Thru 11/30/17	FAVORABLE (UNFAVORABLE)
TOTAL E-BOOK SALES	\$792,000	\$1,025,653	\$991,098	\$233,653

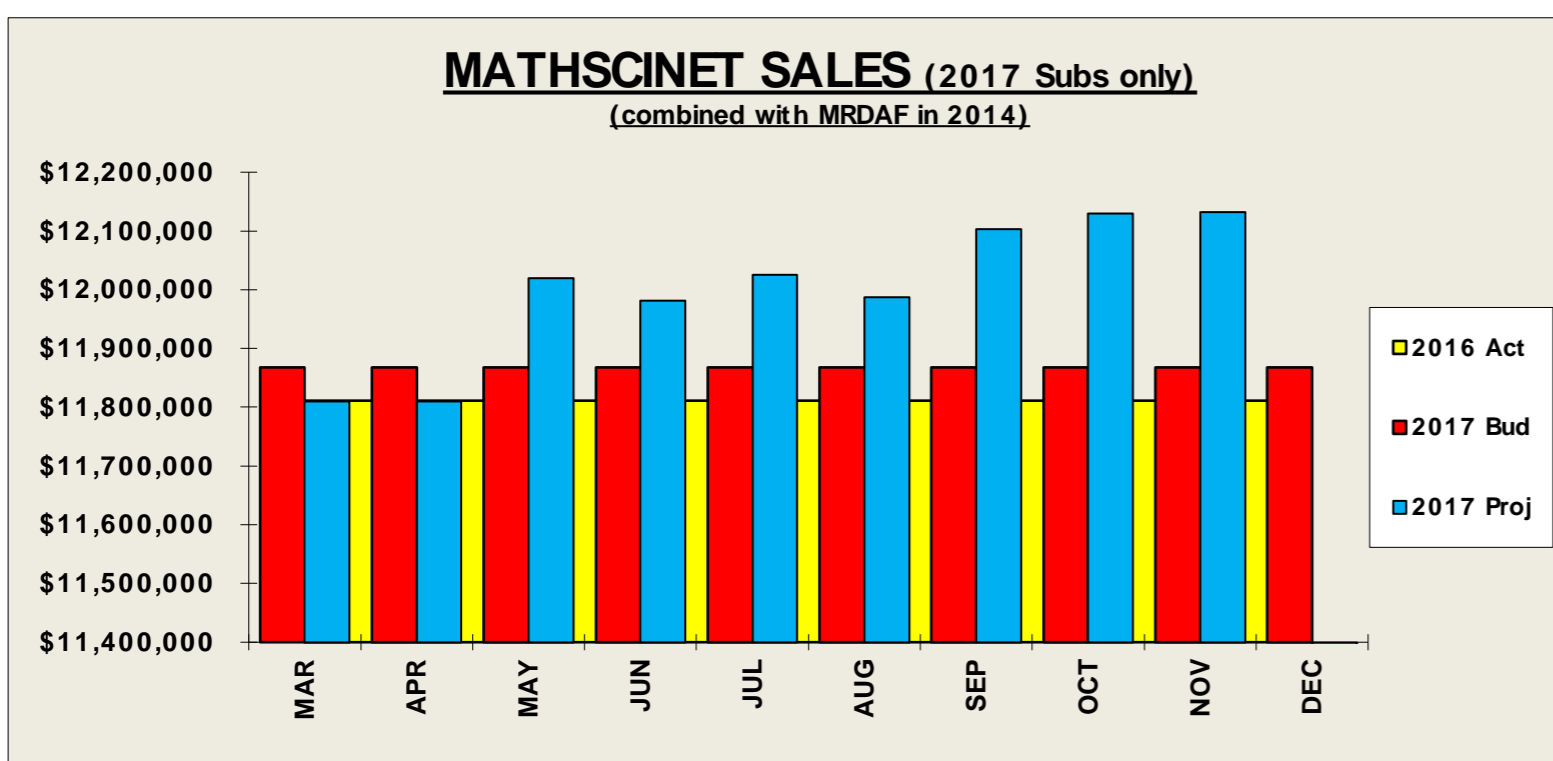
AVG YTD PROJECTIONS HAVE VARIED FROM ACTUALS BY 8.64%
8.64% OF THE CURRENT PROJECTION IS \$88,645

Actuals do not include 2018 e-Book sub income which will be deferred at year end



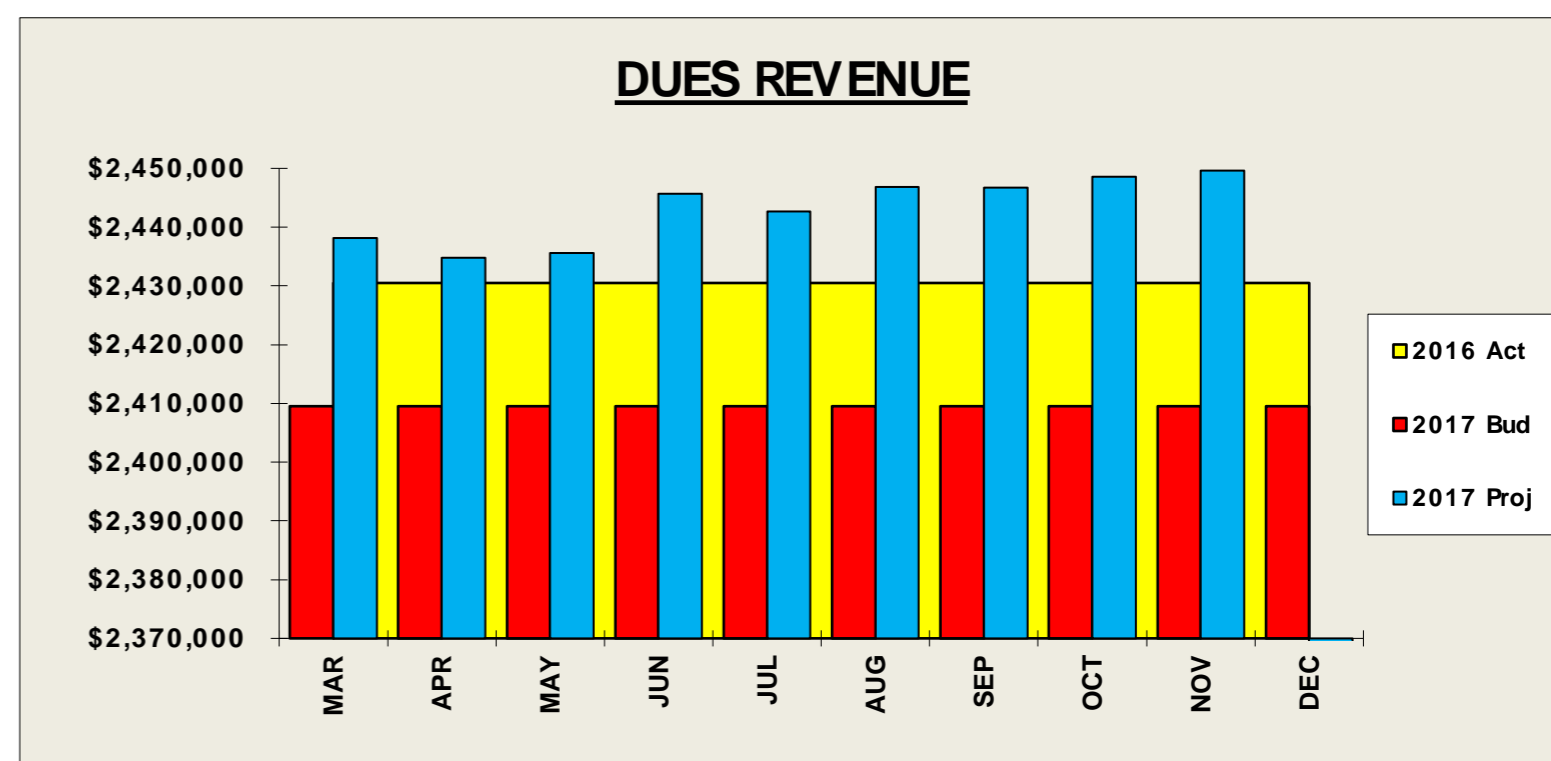
	2017 BUDGET	Projection	ACTUALS Thru 11/30/17	FAVORABLE (UNFAVORABLE)
TOTAL BOOK SALES	\$2,900,500	\$3,027,562	\$2,711,019	\$127,062

AVG YTD PROJECTIONS HAVE VARIED FROM ACTUALS BY 4.28%
4.28% OF THE CURRENT PROJECTION IS \$129,629



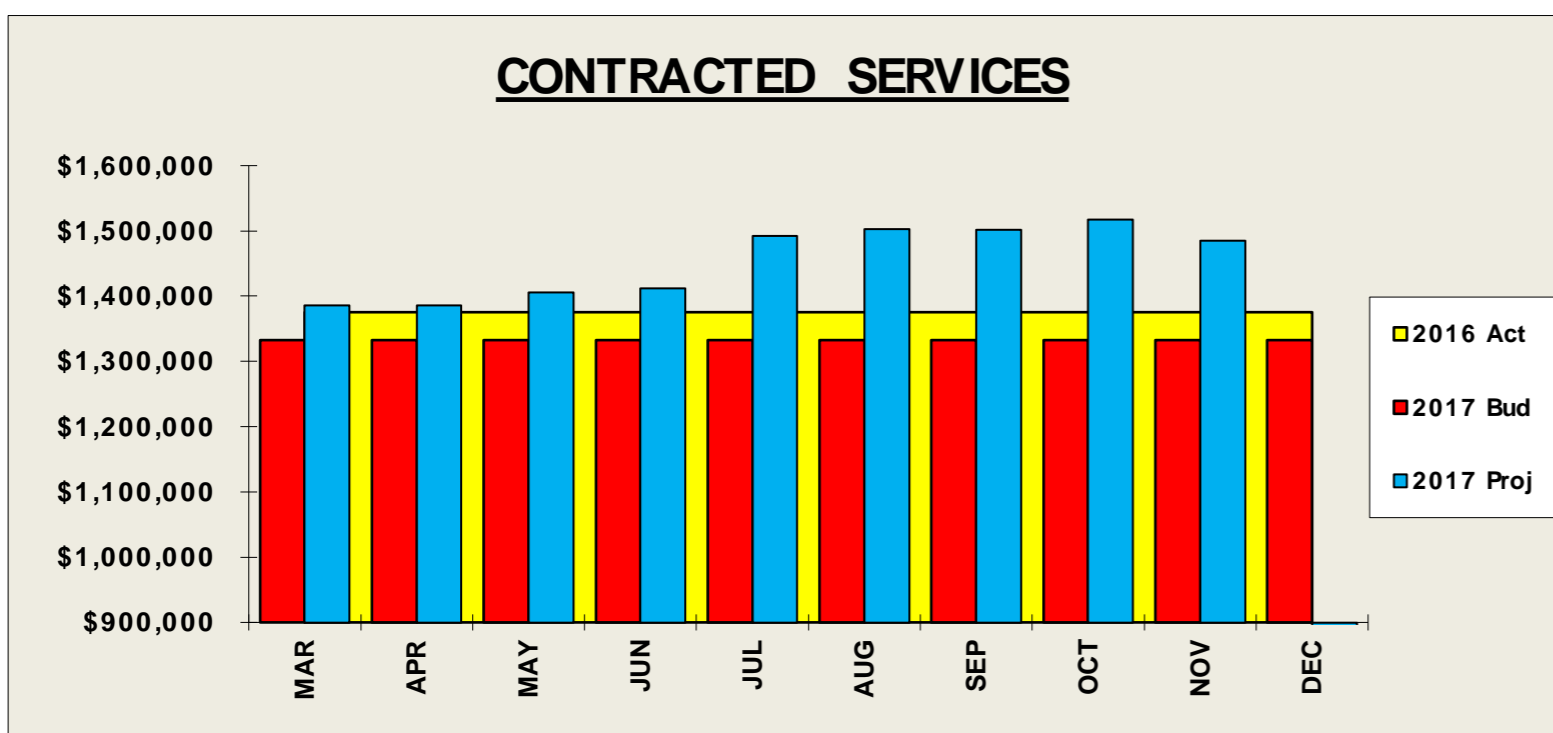
	2017 BUDGET	Projection	ACTUALS Thru 11/30/17	FAVORABLE (UNFAVORABLE)
MATHSCINET	\$11,867,924	\$12,131,590	\$12,123,252	\$263,666

AVG YTD PROJECTIONS HAVE VARIED FROM ACTUALS BY .31%
.31% OF THE CURRENT PROJECTION IS \$37,777



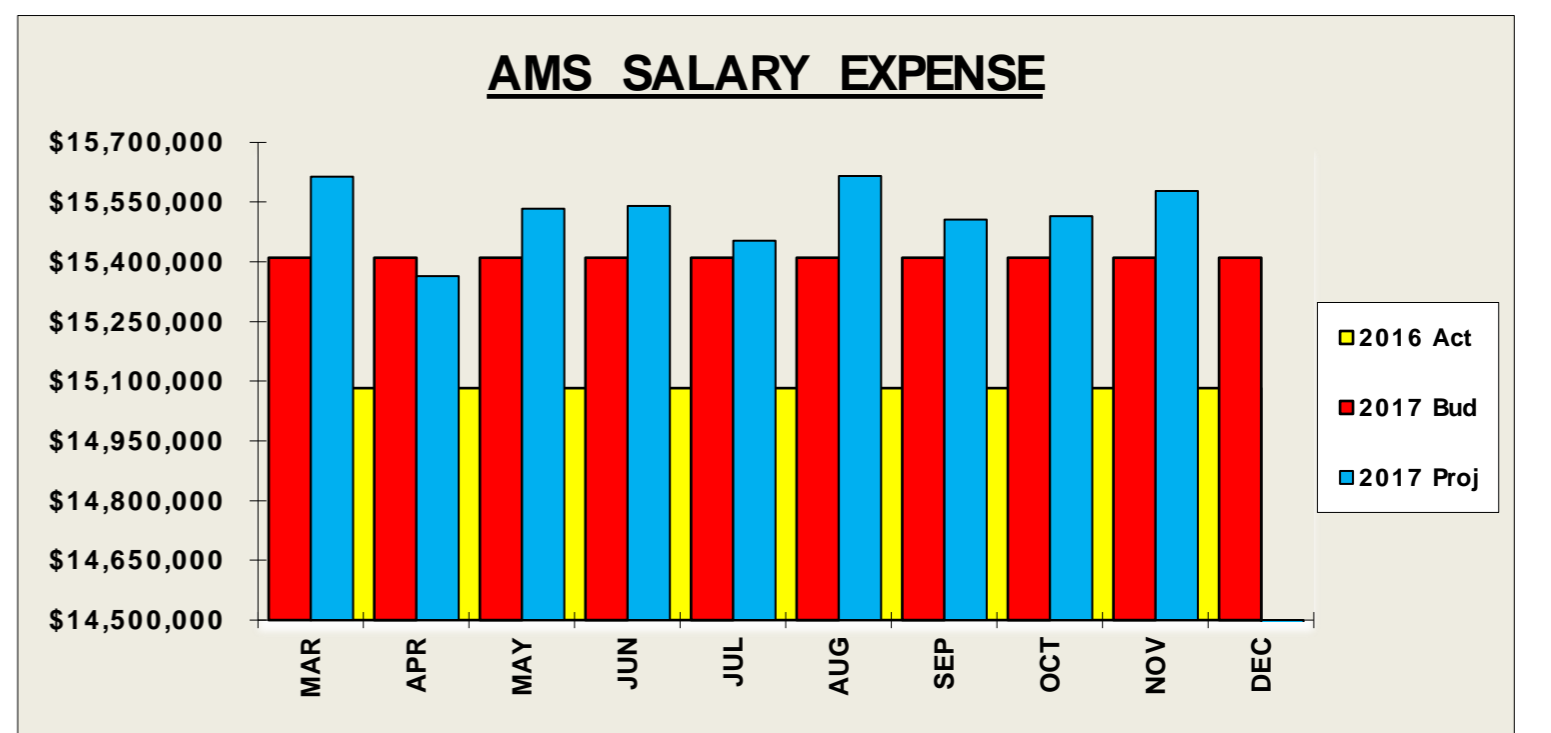
	2017 BUDGET	Projection	ACTUALS Thru 11/30/17	FAVORABLE (UNFAVORABLE)
INDIVIDUAL	\$1,181,980	\$1,194,005	\$1,193,707	\$12,025
INSTITUTIONAL	1,227,500	1,255,598	1,255,598	28,098
	\$2,409,480	\$2,449,603	\$2,449,305	\$40,123

AVG YTD PROJECTIONS HAVE VARIED FROM ACTUALS BY .09%
.09% OF THE CURRENT PROJECTION IS \$2,110



	2017 BUDGET	Projection	ACTUALS Thru 11/30/17	FAVORABLE (UNFAVORABLE)
CONTRACTED SERVICES	\$1,332,573	\$1,484,766	\$1,336,289	(\$152,192)

AVG YTD PROJECTIONS HAVE VARIED FROM ACTUALS BY 4.22%
4.22% OF THE CURRENT PROJECTION IS \$62,693



	2017 BUDGET	Projection	ACTUALS Thru 11/30/17	FAVORABLE (UNFAVORABLE)
SALARIES	\$15,410,181	\$15,578,244	\$14,020,419	(\$168,062)

AVG YTD PROJECTIONS HAVE VARIED FROM ACTUALS BY .38%
.38% OF THE CURRENT PROJECTION IS \$58,879