

## FOURIER ANALYSIS OF MULTIGRID METHODS FOR GENERAL SYSTEMS OF PDES

PER LÖTSTEDT AND BERTIL GUSTAFSSON

**ABSTRACT.** Most iteration methods for solving boundary value problems can be viewed as approximations of a time-dependent differential equation. In this paper we show that the multigrid method has the effect of increasing the time-step for the smooth part of the solution leading back to an increase of the convergence rate. For the nonsmooth part the convergence is an effect of damping. Fourier analysis is used to find the relation between the convergence rate for multigrid methods and singlegrid methods. The analysis is performed for general partial differential equations and an arbitrary number of grids. The difference in the behavior of the iterations between first- and second-order equations is discussed. The theoretical results are confirmed in simple numerical experiments.

### 1. INTRODUCTION

The convergence analysis of multigrid methods for solving numerical approximations to partial differential equations is usually based on the assumption that the problem is solved exactly on the coarsest grid. In this way high convergence rates are often predicted, at least for elliptic model problems. The situation is different for large-scale real-life problems, where the geometry and the structure of the grid is such that a grid coarse enough to permit exact solutions is never reached. Instead, the smoothing operator (for example Jacobi, Gauss-Seidel, conjugate gradient, Runge-Kutta iteration) applied on the finer grids is also used on the coarsest grid, and the number of grids is usually low, typically two, three or four. The convergence rates observed for this kind of computations are often lower than the ones predicted by too simplified model problems.

The traditional way of performing convergence analysis is to estimate the magnitude of the eigenvalues of the iteration matrix  $M$ . For equations of simple structure, boundary conditions can sometimes be included, since the set of eigenvectors can be derived, which in turn permits the calculation of eigenvalues. However, the analysis is in most cases based on Fourier modes (see, for example, [1], [16], [18]), which means that the solutions are assumed to be periodic in space or that the domain is unbounded. If  $\xi$  is the wave number,  $h$  is the fine-grid stepsize, the differential equation has no lower-order terms, and  $\widehat{M}(h\xi)$  is the symbol of  $M$ , there is always one eigenvalue  $\lambda(h\xi)$  of  $\widehat{M}(h\xi)$  with  $\lambda(0) = 1$ . However, under the assumption that an exact solution can be

---

Received by the editor February 19, 1991 and, in revised form, March 16, 1992.

1991 *Mathematics Subject Classification*. Primary 65N22, 65F10.

©1993 American Mathematical Society  
0025-5718/93 \$1.00 + \$.25 per page

obtained on the coarsest grid, it is often possible to show that the magnitude of the eigenvalues are uniformly bounded by  $1 - \delta$  for  $h\xi > 0$ , where  $\delta > 0$  is independent of  $h\xi$ . If one assumes that the constant mode corresponding  $\xi = 0$  is not present, the number  $1 - \delta$  is then given as the convergence factor.

If the fine-grid smoother is used also on the coarse grids, the eigenvalues of the modified symbol  $\widehat{M}$  are continuous functions of  $h\xi$ . This means that the convergence rate is arbitrarily low for small values of  $h\xi$ . The interpretation is that the iteration procedure is closely connected to a time-dependent differential equation. This was illustrated in [5] for a simple model problem. It was shown that for low wave numbers the two-grid procedure used plays the role of scaling up the time-variable, compared to what it would have been for the single-grid method. For first-order equations this means that the long waves move faster, but there is very little damping. On a finite domain fast convergence can still be obtained because the long waves move quickly out of the domain. The important fact is that both the wave propagation properties and the damping properties must be taken into account when constructing multigrid methods for first-order systems.

In this paper we first prove that under very natural conditions multigrid methods are consistent with a time-dependent differential equation where the time variable is scaled up compared to the corresponding singlegrid method. This was conjectured by Jespersen [11], see also [10]. However, the properties of the time-dependent differential equation obtained in this way can be used only for the smooth part of the solution. The remaining part of the discrete solution is completely independent of the differential equation. In our analysis we take into account the interaction between the two parts. We use Fourier analysis to derive precise results concerning the behavior of the low and the high wave number parts of the solution. The analysis is carried out for discretizations of general constant-coefficient differential equations of arbitrary order for a  $V$ -cycle on an arbitrary number of grids in two space dimensions.

Based on the results of this paper, grid-independent convergence is proved for systems of first-order PDEs in [14]. The usefulness of Fourier analysis in predicting convergence rates for such problems has been demonstrated recently in [3]. An early and short version of this paper is [6].

Our approach of introducing a time-variable is only for the analysis, and it has been used for other iteration methods, see e.g. [4]. We emphasize that our aim is not to solve time-dependent problems. Attempts have been made to use the multigrid technique to speed up the calculation also for that kind of problem, see e.g. [11]. However, in that case the solution must be accurate also on the coarse grids. Since the fine structure in the solution can be represented only on the fine grids, the true time-dependent behavior can never be obtained on the coarser ones where larger time-steps are used. Therefore, the multigrid technique is useful only if the finest grid is unnecessarily fine for some reason.

## 2. CONSISTENCY WITH A TIME-DEPENDENT SYSTEM

In this section we shall prove that a full multigrid iteration is consistent with a time-dependent differential equation where the time-variable is scaled compared to the equation which corresponds to a singlegrid iteration. We begin by giving the notation.

We shall use  $L + 1$  grids  $\{G_l\}_{l=0}^L$ , where  $G_L$  is the finest one. For convenience it is assumed that the stepsize  $h_l$  on grid  $G_l$  is equal in all directions.  $Q_l$  is an ordinary finite difference or finite volume approximation of the linear differential operator

$$(2.1) \quad P = \sum_{\nu} A_{\nu}(x) \left( \frac{\partial}{\partial x^1} \right)^{\nu_1} \cdots \left( \frac{\partial}{\partial x^d} \right)^{\nu_d},$$

$$A_{\nu} \in \mathbf{R}^s \times \mathbf{R}^s, \quad \nu = (\nu_1, \dots, \nu_d), \quad x = (x^1, \dots, x^d)^T,$$

on the grid  $G_l$ ,  $l = 0, 1, \dots, L$ . The matrices  $A_{\nu}$  are assumed to be sufficiently smooth. We seek the solution to

$$(2.2) \quad Q_L u = f,$$

where  $u$  and  $f$  are vector functions with  $s$  components. The restriction operator from  $G_l$  to  $G_{l-1}$  is  $r_l$ , and the prolongation operator from  $G_{l-1}$  to  $G_l$  is  $p_l$ ,  $l = 1, 2, \dots, L$ . On each grid  $G_l$  there is an iterative method

$$R_l(u, f) \rightarrow u,$$

which is applied  $p$  times before and  $q$  times after the coarse-grid corrections. On the coarsest grid we use  $p + q$  iterations. The complete multigrid  $V$ -cycle is defined by (see [7, §4.1])

*procedure*  $MG(l, u, f)$

*if*  $l = 0$  *then for*  $j := 1$  *step* 1 *until*  $p + q$  *do*  $u := R_0(u, f)$

*else*

*begin*

*for*  $j := 1$  *step* 1 *until*  $p$  *do*  $u := R_l(u, f)$ ;

$d := r(Q_l u - f)$ ;

$v := 0$ ;

$MG(l - 1, v, d)$ ;

$u := u - pv$ ;

*for*  $j := 1$  *step* 1 *until*  $q$  *do*  $u := R_l(u, f)$ ;

*end*;

$u := u^n$ ;

$MG(L, u, f)$ ;

$u^{n+1} := u$ ;

We write the iteration operator as

$$(2.3) \quad R_l(u, f) = S_l u + T_l f,$$

where consistency requires

$$(2.4) \quad T_l Q_l = I - S_l.$$

When analyzing the error and its convergence to zero, it is sufficient to consider the case  $f = 0$ . Let  $n$  be the iteration index. Then the multigrid  $V$ -cycle can be written as, cf. [7, Lemma 7.1.4],

$$(2.5) \quad \begin{aligned} M_{-1} &= I, \\ M_l &= S_l^q (I - p_l (I - M_{l-1}) Q_{l-1}^{-1} r_l Q_l) S_l^p, \quad l = 0, 1, \dots, L, \\ u^{n+1} &= M_L u^n. \end{aligned}$$

(If the exact solution is computed on  $G_0$ , then  $M_0 = 0$  in the recursion (2.5) for  $l \geq 1$ .)

From now on we use the notation  $u^{(l)}$  for a grid function defined on  $G_l$ . Consider the time-dependent problems

$$(2.6) \quad \frac{\partial u^{(l)}}{\partial t} + Q_l u^{(l)} = f^{(l)}, \quad l = 0, 1, \dots, L,$$

and introduce the time steps  $\Delta t_l$ ,  $l = 0, 1, \dots, L$ . We also use the notation

$$\Delta t = \Delta t_L, \quad h = h_L, \quad \alpha_l = \frac{\Delta t_l}{\Delta t}, \quad l = 0, 1, \dots, L.$$

The idea is to consider the iteration  $R_l(u^{(l)}, f^{(l)})$  as one time step  $\Delta t_l$  in a solution procedure of (2.6). If the whole multigrid cycle (2.5) is considered as one time step  $\Delta t$ , we want to relate it to the time-dependent problem (2.6) with  $l = L$ .

When calling a function  $u$  smooth on a certain grid  $G_l$ , we mean that the divided differences  $D_+^\nu u_j$  are bounded on that grid.

In all of the following assumptions,  $u$  denotes a smooth function,  $u \in S$ , and  $g$  denotes a bounded function,  $g \in B$ .

**Assumption 2.1** (assumptions on  $Q_l$ ).

(i)  $Q_l$  is consistent with  $P$ ,  $0 \leq l \leq L$ , i.e.,

$$Q_l u = Pu + h_l g.$$

(ii)  $\Delta t_l Q_l$  is a bounded operator.

If  $Q_l$  is an ordinary difference operator, then the condition 2.1(ii) implies

$$(2.7) \quad \Delta t_l \leq \text{const. } h_l^{\max(\nu_1 + \nu_2 + \dots + \nu_d)}.$$

(For first-order systems:  $\Delta t_l \leq \text{const. } h_l$ .) Also by (2.1),  $Pu$  is a smooth function.

**Assumption 2.2** (assumptions on  $S_l$ ).

(i)  $S_l u = (I - \Delta t_l Q_l)u + \Delta t_l h_l g$ ,  $0 \leq l \leq L$ .

(ii)  $S_l$  is a bounded operator.

**Assumption 2.3.**

(i)  $Q_{l-1}^{-1} r_l Q_l S_l u = v + h_l \Delta t_l g$ ,  $1 \leq l \leq L$ , where  $v \in S$ .

(ii)  $Q_{l-1}^{-1} r_l Q_l$  is a bounded operator.

**Assumption 2.4** (assumptions on  $p_l, r_l$ ).

(i)  $p_l r_l u = u + h_l g$ ,  $1 \leq l \leq L$ .

(ii)  $p_l, r_l$  are bounded operators.

**Theorem 2.1.** *If Assumptions 2.1–2.4 hold, and if the multigrid iteration (2.5) is considered as one time step  $\Delta t$  in a time-dependent procedure, then it is consistent with*

$$(2.8) \quad \frac{\partial u}{\partial t} + (p + q) \sum_{l=0}^L \alpha_l Pu = 0.$$

For  $p = 1$ ,  $q = 0$ ,  $\alpha_l = 2^{L-l}$ ,  $l = 0, 1, \dots, L$ , it is consistent with

$$\frac{\partial u}{\partial t} + (2^{L+1} - 1)Pu = 0.$$

*Proof.* The major part of the proof is found in Lemma A.2 of Appendix A in the Supplement section, where an expression for  $M_L u$  is derived. In general,  $M_L u$  cannot be expected to be smooth, since  $p_l$  may be such that it returns a nonsmooth function, even if it is applied to a smooth one. However, the nonsmooth part is of  $O(h\Delta t)$ .

It follows from (2.5) and Lemma A.2 that with  $u^n$  smooth,

$$(2.9) \quad u^{n+1} = M_L u^n = \left( I - (p + q)\Delta t \sum_{l=0}^L \alpha_l Q_L \right) u^n + h\Delta t g,$$

where  $g$  is bounded.

Consider now a smooth solution  $u(x, t)$  of the differential equation (2.8) substituted into the iteration formula (2.5). The truncation error  $\tau$  is defined by

$$\Delta t \tau(x, t) = u(x, t + \Delta t) - M_L u(x, t),$$

and consistency requires that  $\tau(x, t) \rightarrow 0$  as  $\Delta t \rightarrow 0$ ,  $h \rightarrow 0$ . We have by (2.9) and Assumption 2.1(i),

$$\begin{aligned} \tau(x, t) &= \frac{u(x, t + \Delta t) - u(x, t)}{\Delta t} + (p + q) \sum_{l=0}^L \alpha_l Q_L u(x, t) - hg(x, t) \\ &= \frac{\partial u}{\partial t}(x, t) + O(\Delta t) + (p + q) \sum_{l=0}^L \alpha_l P u(x, t) + O(h) - hg(x, t) \\ &= O(\Delta t + h), \end{aligned}$$

which proves the theorem.  $\square$

The theorem shows that on a fixed number of grids the iteration formula converges to the modified time-dependent equation (2.8) as  $\Delta t \rightarrow 0$ . In practice this means that for first-order systems we can expect the waves corresponding to low wave numbers to move  $(\sum_{l=0}^L \alpha_l)$  times faster by using the multigrid procedure instead of a singlegrid solver. Alternatively, we can of course consider the procedure as an increase in the time step for the original system (2.6), and this interpretation applies to all types of operators  $P$ . Note that we have assumed consistency also on the coarsest grid  $G_0$ . The practical implication of this is that  $G_0$  must be fine enough such that the low-frequency part of the solution can be represented. If there are only two points, say, in each direction of  $G_0$ , the theorem has no meaning. This does not mean that one should avoid very coarse grids if the geometry of the computational domain permits it. On the contrary, it may accelerate the convergence as a result of stronger damping.

Instead of (2.6) we could of course consider the more general systems

$$\frac{\partial u^{(l)}}{\partial t} + D_l Q_l u^{(l)} = D_l f^{(l)},$$

where  $D_l$  are nonsingular operators. But this is just a preconditioning of the original system, e.g., with “local time-stepping” or residual smoothing [10], [2]. Let the preconditioner  $D_l$  be included in  $Q_l$  everywhere, also when the residual is determined. Then, with minor modifications of Assumption 2.1, a theorem

similar to Theorem 2.1 can be proved when  $Q_l$  and  $P$  are not necessarily difference and differential operators.

### 3. FOURIER ANALYSIS OF THE MULTIGRID CYCLE

In the previous section we have analyzed the multigrid method in a general case with smooth solutions by considering the multigrid procedure as an iteration forward in time (or pseudotime). In this section we present a complete convergence analysis, where we take also the nonsmooth part of the solution into account. We restrict the analysis to the constant-coefficient case in order to be able to use Fourier analysis as our main tool of investigation. The results are less general here, but more details about the convergence are revealed. For the sake of notational simplicity the analysis is carried out for two space dimensions, but the results generalize to any finite number  $d$  of dimensions. All variables are associated with level  $l$  except when the level is explicitly written as a subscript or superscript on the variable. The norm in what follows is the Euclidean vector norm and the subordinate spectral matrix norm.

The main result of the analysis is that two effects are responsible for the convergence: the amplification of the time scale for low wave number modes and damping of intermediate and high wave number modes.

**3.1. Fourier representation.** In the analysis we need a Fourier representation of the solution

$$u(x) = \int_{-\infty}^{\infty} \int_{-\infty}^{\infty} e^{i\xi \cdot x} \hat{u}(\xi) d\xi_1 d\xi_2, \quad x = (x^1, x^2)^T, \quad \xi = (\xi_1, \xi_2)^T.$$

We are interested in the solution of the Cauchy problem at discrete points  $x_{\mu\nu}$  on level  $l$ ,

$$(3.1) \quad x_{\mu\nu} = x_0 + h \begin{pmatrix} \mu \\ \nu \end{pmatrix}, \quad (\mu, \nu) \in \mathbf{Z} \times \mathbf{Z}, \quad \mathbf{Z} = \{\text{the integer numbers}\}.$$

Then  $u^{(l)}(x_{\mu\nu})$  can be written

$$(3.2) \quad \begin{aligned} u_{\mu\nu} &= u^{(l)}(x_{\mu\nu}) \\ &= \int_{-\infty}^{\infty} \int_{-\infty}^{\infty} \exp(i(\xi_1(x_0^1 + \mu h) + \xi_2(x_0^2 + \nu h))) \hat{u}(\xi) d\xi_1 d\xi_2. \end{aligned}$$

Replace the integral over  $\xi_1$  in (3.2) by

$$\int_{-\infty}^{\infty} I(\xi_1) d\xi_1 = \sum_{j \in \mathbf{Z}} \int_{j \cdot 2\pi/h}^{(j+1) \cdot 2\pi/h} I(\xi_1) d\xi_1 = \sum_{j \in \mathbf{Z}} \int_0^{2\pi/h} I(\xi'_1 + j \cdot 2\pi/h) d\xi'_1,$$

where

$$\xi_1 = \xi'_1 + j \cdot 2\pi/h, \quad j \in \mathbf{Z}, \quad \xi'_1 \in [0, 2\pi/h].$$

The integral in (3.2) over  $\xi_2$  is rewritten in the same manner and  $\xi_2$  is substituted by

$$\xi_2 = \xi'_2 + k \cdot 2\pi/h, \quad k \in \mathbf{Z}, \quad \xi'_2 \in [0, 2\pi/h].$$

After simplification and introduction of

$$\hat{u}'(\xi') = \sum_{k, j \in \mathbf{Z}} \exp(i\xi \cdot x_0) \hat{u}(\xi'_1 + j \cdot 2\pi/h, \xi'_2 + k \cdot 2\pi/h),$$

the expression for  $u_{\mu\nu}$  is

$$(3.3) \quad u_{\mu\nu} = \int_{C_l} \exp(i(\xi'_1 \mu + \xi'_2 \nu)h) \hat{u}'(\xi') d\xi',$$

$$d\xi' = d\xi'_1 d\xi'_2, \quad C_l = [0, 2\pi/h_l] \times [0, 2\pi/h_l].$$

The integral (3.3) is split once more into a sum of integrals,

$$\int_{C_l} I(\xi'_1) d\xi'_1 = \sum_{j=0}^{m-1} \int_{j \cdot 2\pi/h_0}^{(j+1) \cdot 2\pi/h_0} I(\xi'_1) d\xi'_1 = \sum_{j=0}^{m-1} \int_0^{2\pi/h_0} I(\xi''_1 + j \cdot 2\pi/h_0) d\xi''_1,$$

where

$$\xi'_1 = \xi''_1 + j \cdot 2\pi/h_0, \quad m = 2^l, \quad h_l = h_0/m.$$

With a similar treatment of the  $\xi'_2$ -variable the integral in (3.3) takes the form

$$(3.4) \quad u_{\mu\nu} = \int_{C_0} \sum_{k=0}^{m-1} \sum_{j=0}^{m-1} \exp(i(\xi''_1 \mu h + j \cdot 2\pi \mu/m))$$

$$\cdot \exp(i(\xi''_2 \nu h + k \cdot 2\pi \nu/m)) \hat{u}'(\xi''_1 + j \cdot 2\pi/h_0, \xi''_2 + k \cdot 2\pi/h_0) d\xi''.$$

Henceforth, we drop the primes on  $\xi$  and  $\hat{u}$ .

In the analysis of the multigrid iteration in one space dimension, two wave numbers  $\xi + j \cdot 2\pi/h_0$  and  $\xi + (j + m/2) \cdot 2\pi/h_0$ ,  $j = 0, 1, \dots, m/2 - 1$ , on a grid  $l$  correspond to one wave number  $\xi + j \cdot 2\pi/h_0$  on the next coarser grid  $l-1$  [5]. In  $d$  space dimensions,  $2^d$  wave numbers on mesh  $l$  are reduced to one wave number on the next coarser grid  $l-1$  by "aliasing" in the restriction process. In two space dimensions it is natural to treat the wave numbers in groups of four. In Figure 3.1 the wave numbers in  $C_l$  are mapped on  $C_{l-1}$  when we restrict a solution on grid  $G_l$  to grid  $G_{l-1}$ . In the prolongation process from level  $l-1$  to  $l$  the wave number domain  $C_{l-1}$  is expanded to  $C_l$ .

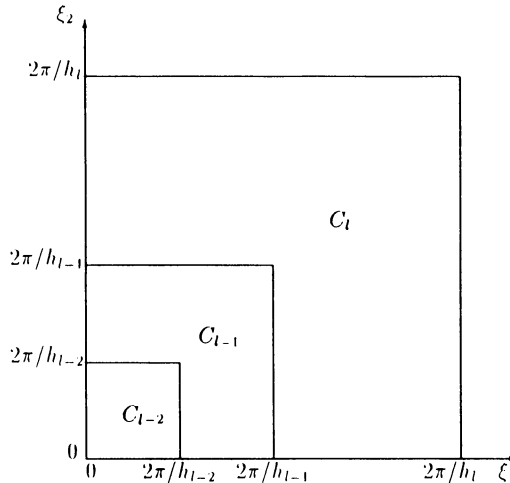


FIGURE 3.1. The definitions of the wave number domains  $C_l$ ,  $C_{l-1}$ , and  $C_{l-2}$

The notation is simplified if at  $x_{\mu\nu}$  and level  $l$  we let

$$\begin{aligned} e_j^1 &= \exp(i(\xi_1 + j \cdot 2\pi/h_0)x_{\mu\nu}^1), \\ e_k^2 &= \exp(i(\xi_2 + k \cdot 2\pi/h_0)x_{\mu\nu}^2), \\ \hat{u}_{jk} &= \hat{u}(\xi_1 + j \cdot 2\pi/h_0, \xi_2 + k \cdot 2\pi/h_0). \end{aligned}$$

For wave numbers  $\xi_1$  such that  $0 \leq \xi_1 \leq \xi_*$ , where  $\xi_*$  is small and  $x_\mu^1 = \mu h$ ,

$$e_0^1 = \exp(i\xi_1 \mu h)$$

has a slow variation with  $\mu$ . This is also true for  $e_{m-1}^1$  with  $\xi_1 = 2\pi/h_0 - \xi_1'$ ,  $0 \leq \xi_1' \leq \xi_*$ ,

$$(3.5) \quad e_{m-1}^1 = \exp(i(\xi_1 + (m-1) \cdot 2\pi/h_0)\mu h) = \exp(-i\xi_1' \mu h).$$

The function  $e_{m/2}^1$  with  $\xi_1$  small is highly oscillatory, since

$$e_{m/2}^1 = \exp(i(\xi_1 + m\pi/h_0)\mu h) = \exp(i\xi_1 \mu h)(-1)^\mu.$$

The basis function  $e_k^2$  has the same properties. Let

$$(3.6) \quad \begin{aligned} E_{jk} &= (e_j^1, e_{j+m/2}^1) \otimes (e_k^2, e_{k+m/2}^2) \otimes I_s \in \mathbb{C}^s \times \mathbb{C}^{4s}, \\ U_{jk} &= (\hat{u}_{jk}^T, \hat{u}_{j, k+m/2}^T, \hat{u}_{j+m/2, k}^T, \hat{u}_{j+m/2, k+m/2}^T)^T \in \mathbb{C}^{4s}. \end{aligned}$$

The Kronecker product is denoted by  $\otimes$  and is defined in [13], and  $I_s$  is the identity matrix of dimension  $s$ . The number of unknown variables at each grid point is  $s$  as defined in §2. The array  $E_{jk}$  in (3.6) consists of the four Fourier basis functions that coalesce into the basis function  $e_j^1 e_k^2$  on level  $l-1$ . The Fourier coefficients associated with the wave numbers in  $E_{jk}$  are stored in  $U_{jk}$ .

Finally, define

$$\mathbf{E}_{\mu\nu} = \mathbf{E}(x_{\mu\nu}) = (E_{00}, \dots, E_{jk}, \dots), \quad \tilde{u} = ((U_{00})^T, \dots, (U_{jk})^T, \dots)^T.$$

The exact order of the components in  $\mathbf{E}$  and  $\tilde{u}$  will be determined later. Then (3.4) can be rewritten

$$(3.7) \quad u_{\mu\nu} = \int_{C_0} \mathbf{E}_{\mu\nu} \tilde{u} d\xi.$$

The difference operator  $Q$  is described in §2. Here we assume that  $A_\nu$  in (2.1) is constant. The symbol of  $Q$  is denoted by  $\hat{Q}$ , and

$$(3.8) \quad \hat{Q}_{jk}(\xi_1 h, \xi_2 h, h) = \hat{Q}((\xi_1 + j \cdot 2\pi/h_0)h, (\xi_2 + k \cdot 2\pi/h_0)h, h) \in \mathbb{C}^s \times \mathbb{C}^s.$$

Four of the matrices  $\hat{Q}_{jk}$  are collected in a block diagonal matrix  $\tilde{Q}_{jk}$  such that the blocks on the diagonal correspond to the wave numbers in  $E_{jk}$ . Then create a matrix  $\tilde{Q}$  of dimension  $sm^2$ ,

$$\begin{aligned} \tilde{Q} &= \text{diag}(\tilde{Q}_{jk}), \quad \tilde{Q}_{jk} \in \mathbb{C}^{4s} \times \mathbb{C}^{4s}, \\ j &= 0, 1, \dots, m/2 - 1, \quad k = 0, 1, \dots, m/2 - 1. \end{aligned}$$

When  $Q$  operates on  $u_{\mu\nu}$  in (3.7), we arrive at

$$(3.9) \quad Qu_{\mu\nu} = \int_{C_0} Q \mathbf{E}_{\mu\nu} \tilde{u} d\xi = \int_{C_0} \mathbf{E}_{\mu\nu} \tilde{Q} \tilde{u} d\xi_1.$$



We now turn to the matrix structure of the symbol of the restriction operator  $r$ . Assume that  $r$  can be written as

$$(3.10) \quad r = r_1 \otimes r_2 \otimes I_s.$$

The restriction in the  $x^i$ -direction is denoted by  $r_i$  in (3.10). As an example, take  $s = 1$  and

$$r_i = \frac{1}{4}E_i^{-1} + \frac{1}{2} + \frac{1}{4}E_i, \quad i = 1, 2,$$

where  $E_i$  is the shift operator in the  $x^i$ -direction. Then the stencil of  $r$  in (3.10) is

$$\begin{pmatrix} \frac{1}{4} & \frac{1}{2} & \frac{1}{4} \end{pmatrix} \otimes \begin{pmatrix} \frac{1}{4} \\ \frac{1}{2} \\ \frac{1}{4} \end{pmatrix} \otimes 1 = \begin{pmatrix} \frac{1}{16} & \frac{1}{8} & \frac{1}{16} \\ \frac{1}{8} & \frac{1}{4} & \frac{1}{8} \\ \frac{1}{16} & \frac{1}{8} & \frac{1}{16} \end{pmatrix}.$$

The restriction of  $E_{jk}$  in (3.6) is

$$(3.11) \quad rE_{jk} = (r_1 e_j^1, r_1 e_{j+m/2}^1) \otimes (r_2 e_k^2, r_2 e_{k+m/2}^2) \otimes I_s = e_j^1 e_k^2 \tilde{R}_{jk},$$

where

$$\tilde{R}_{jk} = (\hat{r}_{1j}, g_1 \hat{r}_{1,j+m/2}) \otimes (\hat{r}_{2k}, g_2 \hat{r}_{2,k+m/2}) \otimes I_s \in \mathbb{C}^s \times \mathbb{C}^{4s},$$

and

$$\hat{r}_{ij} = \hat{r}_i((\xi_i + j \cdot 2\pi/h_0)h), \quad i = 1, 2,$$

is the symbol of the one-dimensional restriction  $r_i$ , and  $g_i$  is a constant such that  $g_i e_j^i = e_{j+m/2}^i$ . In the above example,

$$(3.12) \quad \begin{aligned} \hat{r}_{ij} &= \cos^2((\xi_i + j \cdot 2\pi/h_0)h/2), \\ \hat{r}_{i,j+m/2} &= \sin^2((\xi_i + j \cdot 2\pi/h_0)h/2), \\ g_i &= 1 \quad \text{on a mesh } x_{\mu\nu} = (\mu h, \nu h). \end{aligned}$$

Collect the submatrices  $\tilde{R}_{jk}$  along the diagonal of  $\tilde{R} \in \mathbb{C}^{sm^2/4} \times \mathbb{C}^{sm^2}$ . If the wave numbers are ordered properly, then the conclusion from (3.11) is that

$$(3.13) \quad \begin{aligned} & r(E_{jk}, E_{j,k+m/4}, E_{j+m/4,k}, E_{j+m/4,k+m/4}) \\ &= (e_j^1 e_k^2 \tilde{R}_{jk}, e_j^1 e_{k+m/4}^2 \tilde{R}_{j,k+m/4}, e_{j+m/4}^1 e_k^2 \tilde{R}_{j+m/4,k}, \\ & \quad e_{j+m/4}^1 e_{k+m/4}^2 \tilde{R}_{j+m/4,k+m/4}) \\ &= E_{jk}^{l-1} \begin{pmatrix} \tilde{R}_{jk} & & & 0 \\ & \tilde{R}_{j,k+m/4} & & \\ & & \tilde{R}_{j+m/4,k} & \\ 0 & & & \tilde{R}_{j+m/4,k+m/4} \end{pmatrix}, \\ & \quad j = 0, 1, \dots, m/4 - 1, \quad k = 0, 1, \dots, m/4 - 1. \end{aligned}$$

The last matrix in (3.13) is a  $4s \times 16s$  submatrix on the diagonal of  $\tilde{R}$ . The restriction of  $u_{\mu\nu}$  in (3.7) is now

$$(3.14) \quad ru_{\mu\nu} = \int_{C_0} r \mathbf{E}_{\mu\nu} \tilde{u} d\xi = \int_{C_0} \mathbf{E}_{\mu\nu}^{l-1} \tilde{R} \tilde{u} d\xi.$$

The simple structure of  $\tilde{R}$  relies on the order of the wave numbers in  $\mathbf{E}_{\mu\nu}$ . Suppose that the order is the suitable one on level  $l-1$  in  $\mathbf{E}_{\mu\nu}^{l-1}$ . Then it

follows from (3.13) how the wave numbers shall be grouped on level  $l$  in  $\mathbf{E}_{\mu\nu}$ . At the coarsest level  $l = 0$ ,  $e_0^1 e_0^2$  is the only component in  $\mathbf{E}_{\mu\nu}^0$  and therefore always in the first position. In this way the order of the indices of  $E_{jk}^l$  in  $\mathbf{E}_{\mu\nu}$  is determined recursively beginning at  $l = 0$ . The result is that the first matrix  $E_{jk}^l$  in  $\mathbf{E}_{\mu\nu}$  at every level  $l > 0$  has index  $j = k = 0$ .

The structure of the symbol  $\tilde{P}$  of the prolongation operator  $p$  from level  $l - 1$  to level  $l$  is determined by an analysis similar to the analysis of the restriction. The matrices  $\tilde{P}$  and  $\tilde{R}^T$  possess the same zero pattern outside the diagonal blocks.

In the sequel we assume that the symbol matrix  $\tilde{S}$  of the smoothing operator  $S$  has the same block diagonal structure as the  $\tilde{Q}$ -matrix. This is, e.g., the case if we use Runge-Kutta time-stepping in the smoothing iterations as in [9]. A reader familiar with numerical linear algebra would call this smoothing scheme Richardson iteration [19].

The definitions and discussion concerning the two-dimensional problem in this subsection are easily reduced to one space dimension or extended to the three-dimensional case.

**3.2. Analysis of the iteration matrix.** In this subsection the properties of the Fourier transform  $\widehat{M}$  of the multigrid iteration matrix  $M$  in (2.5) are derived. The results hold for differential equations of arbitrary order. It follows from (3.9) and (3.14) that

$$rQu_{\mu\nu} = \int_{C_0} \mathbf{E}_{\mu\nu}^{l-1} \tilde{R} \tilde{Q} \tilde{u} d\xi.$$

The successive application of operators to  $u_{\mu\nu}$  corresponds to multiplication of the symbol matrices inside the integral. Hence, for the multigrid operator  $M$  performing one  $V$ -cycle,

$$(3.15) \quad Mu_{\mu\nu} = \int_{C_0} \mathbf{E}_{\mu\nu} \tilde{M} \tilde{u} d\xi,$$

where

$$(3.16) \quad \tilde{M} = \tilde{S}^q (I - \tilde{P} (I - \tilde{M}_{l-1}) (\tilde{Q}_{l-1})^{-1} \tilde{R} \tilde{Q}) \tilde{S}^p,$$

cf. (2.5). The transform matrices  $\tilde{R}$ ,  $\tilde{Q}$ ,  $\tilde{P}$ , and  $\tilde{S}$  are defined and discussed in §3.1.

Let the superscript  $i$  on  $\tilde{u}^i$  denote the number of the iteration as in (2.5). By (3.15) we find that

$$(3.17) \quad \tilde{u}^n = \tilde{M}^n \tilde{u}^0.$$

The convergence of the iteration depends critically on the behavior of  $\tilde{M}^n$ . We analyze this matrix in the theorem of this subsection.

First we need some additional notation and state a few assumptions. The symbol of the difference operator  $\tilde{Q}_{jk}$  is defined in (3.8). The restriction and prolongation symbols are functions of

$$\eta_l = \begin{pmatrix} \eta_{1l} \\ \eta_{2l} \end{pmatrix} = h_l \begin{pmatrix} \xi_1 \\ \xi_2 \end{pmatrix}.$$

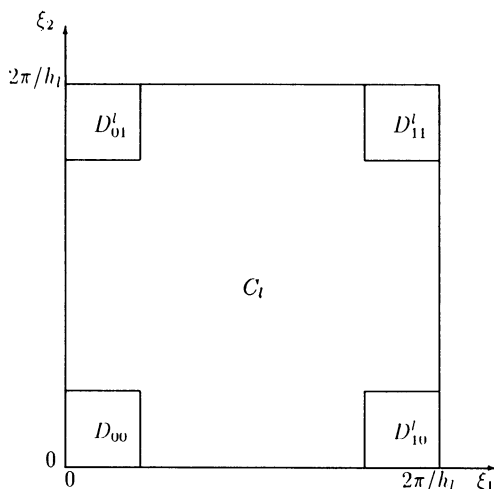


FIGURE 3.2. The definition of  $C_l^* = D_{00} \cup D_{01}^l \cup D_{10}^l \cup D_{11}^l$  as a subset of  $C_l$

We are interested in the properties of certain submatrices of  $\widetilde{M}$ . Of special interest are the wave numbers of modes with slow variation and the corresponding submatrix of  $\widetilde{M}$ . On each grid these wave numbers are contained in  $C_l^*$  defined as follows:

$$\begin{aligned}
 D_0 &= [0, \xi_*], \quad D_1^l = [2\pi/h_l - \xi_*, 2\pi/h_l], \\
 D_{00} &= D_0 \times D_0, \quad D_{01}^l = D_0 \times D_1^l, \\
 D_{10}^l &= D_1^l \times D_0, \quad D_{11}^l = D_1^l \times D_1^l, \\
 C_l^* &= D_{00} \cup D_{01}^l \cup D_{10}^l \cup D_{11}^l.
 \end{aligned}
 \tag{3.18}$$

In order to have good resolution on the coarsest grid, we take  $\xi_* h_0 / 2\pi \ll 1$ . In Figure 3.2 the definitions in (3.18) are illustrated.

If  $\xi_1 \in D_1^l$ , then with  $\xi_1 = 2\pi/h_l - \xi_1'$ , we obtain

$$\exp(i(2\pi/h_l - \xi_1')\mu h_l) = \exp(-i\xi_1'\mu h_l)$$

as in (3.5). Hence, for a wave number  $\xi$  in  $C_l^*$  the spatial variation is slow. Since  $\xi_* < \pi/h_0$ , there is no overlap on the coarsest mesh

$$C_0^* \subset C_0.$$

Moreover, if  $\xi_1 \in D_1^l$ , then  $\tilde{\xi}_1 \in D_1^0$ , where

$$\tilde{\xi}_1 = \xi_1' + (m-1) \cdot 2\pi/h_0.$$

With

$$\xi_1 = 2\pi/h_l - \xi_1' = 2\pi/h_0 - \xi_1' + (m-1) \cdot 2\pi/h_0, \quad \xi_1' \in D_0,$$

it follows for a difference operator, e.g.,  $Q$  with its symbol  $\widehat{Q}$  defined in (3.8), that

$$\begin{aligned}
 \widehat{Q}_{m-1,k}((2\pi/h_0 - \xi_1')h, \xi_2 h, h) &= \widehat{Q}(\xi_1 h, (\xi_2 + k \cdot 2\pi/h_0)h, h) \\
 &= \widehat{Q}(-\xi_1' h, (\xi_2 + k \cdot 2\pi/h_0)h, h) = \widehat{Q}_{0k}(-\xi_1' h, \xi_2 h, h).
 \end{aligned}
 \tag{3.19}$$

The restriction and prolongation symbols have the same property. For completeness we formulate all the assumptions we need in the Fourier analysis, even if some of them follow from the assumptions in §2. Note that

$$(\xi_i + (m/2) \cdot 2\pi/h_0)h_l = \eta_{il} + \pi, \quad i = 1, 2.$$

*Assumption 3.1.*

$$\begin{aligned} \hat{r}_{i0} &= \hat{r}_{i0}(\eta_{il}) = 1 + O(\|\eta_l\|) \quad \text{for small } \|\eta_l\|, \\ \hat{r}_{i,m/2} &= \hat{r}_{i0}(\eta_{il} + \pi) = O(\|\eta_l\|), \quad i = 1, 2, \\ \hat{p}_{ij} &\text{ has the same properties,} \quad 0 \leq l \leq L. \end{aligned}$$

This assumption concerns the behavior of the restriction and prolongation operators at low wave numbers with  $\|\eta_l\|$  small (cf. Definition 2.1) and at oscillatory wave numbers  $\eta_{il} + \pi$  with  $\|\eta_{il}\|$  small. This assumption is very natural and is satisfied in (3.12). Its counterpart for the physical variables is Assumption 2.4(i). The requirements on  $r$  and  $p$  with respect to the order of  $Q$  are derived by Fourier analysis in [8]. The low- and high-frequency order in the terminology of [8, equations (16), (17)] is at least 1 in the assumption.

*Assumption 3.2.*

$$(\tilde{Q}_{l-1})_{00}^{-1}(\tilde{Q}_l)_{00} = I + O(\|\eta_{l-1}\|), \quad 1 \leq l \leq L.$$

Suppose that the numerical approximation of  $Q$  is at least first-order accurate and that

$$(\tilde{Q}_l)_{00} = \hat{Q}(I + O(\|\eta_l\|)),$$

where  $\hat{Q}$  is the symbol of  $Q$ , see (3.8). With such a  $\hat{Q}_{00}$  the assumption is fulfilled. The assumption corresponds to [8, equation (31)].

*Assumption 3.3.*  $\tilde{S}_l$  is a block diagonal matrix as specified in §3.1 and bounded uniformly when  $\xi \in C_0^*$ . The upper left block is

$$(\hat{S}_l)_{00} = I - \Delta t_l \hat{H}_l + O(\Delta t_l(\Delta t_l + \|\eta_l\|)),$$

where  $\hat{H}_l$  is the leading term in  $\xi$  in the smoothing operator for small  $\xi$ , and  $\Delta t_l$  is a small parameter of  $O(h_l^\nu)$ ,  $\nu \geq 1$ ,  $0 \leq l \leq L$ .

The assumption is related to Assumption 2.2(i). In case we choose Runge-Kutta time-stepping in the smoothing iterations, then

$$\hat{Q}_{00}(\xi h_l, h_l) = \hat{H}_l(\xi) + O(\|\eta_l\|),$$

i.e.,  $\hat{H}_l$  is the symbol  $\hat{Q}$ . It is remarked in [14] that Chebyshev iteration [15] has the same property. In numerical experiments in [14], GMRES [17] also appears to have a similar property but with  $\Delta t_l$  dependent on the iteration number  $n$ .

The time step  $\Delta t_l$  can be regarded as a smoothly varying scaling parameter of the equations. With a Runge-Kutta scheme, the remainder term in  $(\hat{S}_l)_{00}$  is  $\Delta t_l$  times the sum of the truncation error due to the discretization in space of  $O(\|\eta_l\|)$  at least and  $\beta \Delta t_l \hat{H}_l(\hat{H}_l + O(\|\eta_l\|))$ , where  $\beta$  is a constant depending on the scheme.

*Assumption 3.4.* Define

$$f_{j+\alpha m/2, k+\beta m/2}^l(\eta_l) = \hat{r}_{1, j+\alpha m/2} \hat{r}_{2, k+\beta m/2} g_1^\alpha g_2^\beta \bar{Q}_{jk\alpha\beta},$$

$$\bar{Q}_{jk\alpha\beta} = (\bar{Q}_{l-1})_{jk}^{-1} (\bar{Q}_l)_{j+\alpha m/2, k+\beta m/2},$$

$$j, k = 0, 1, 2, \dots, m/2 - 1, \quad 1 \leq l \leq L, \quad \alpha, \beta = 0, 1,$$

where  $g_i$ ,  $i = 1, 2$ , are defined in (3.11). For all  $l, j, k, \alpha$ , and  $\beta$ ,

$$\|f_{j+\alpha m/2, k+\beta m/2}^l\|$$

is bounded for  $\eta_l$  such that  $\|\eta_l\| < \delta$ .

This rather technical assumption is a sufficient condition to obtain bounded elements in  $\widetilde{M}$ . Note that  $\bar{Q}_{jk\alpha\beta}$  may be unbounded, but  $f^l$  is not. This is the case in the simple one-dimensional example in [5, §5.3]. When comparing with the assumptions in §2, we note that the bound in Assumption 2.3(ii) includes also oscillatory modes. The main result in [8] provides necessary conditions for the assumption to hold in a two-grid iteration. It follows already from Assumptions 3.1 and 3.2 that  $\|f_{00}^l\|$  is of  $O(1)$ .

*Assumption 3.5.* The wave numbers are ordered such that the first submatrix in  $E_{\mu\nu}$  for each  $l$  is

$$\begin{aligned} e_0^1 e_0^2 I_s, & \quad \xi \in D_{00}, \\ e_0^1 e_{m-1}^2 I_s, & \quad \xi \in D_{01}^0, \\ e_{m-1}^1 e_0^2 I_s, & \quad \xi \in D_{10}^0, \\ e_{m-1}^1 e_{m-1}^2 I_s, & \quad \xi \in D_{11}^0, \end{aligned}$$

where the  $D$ 's are defined in (3.18) and  $\xi_*$  is sufficiently small.

The ordering of the wave numbers is chosen as above so that the mode of slowest variation is located in the first position of  $E_{\mu\nu}$ . How to do this for  $\xi \in D_{00}$  is indicated in §3.1, but the desired ordering can also be obtained for the other corners in  $C_0$  by a minor redefinition of  $E_{jk}$  in (3.6).

Partition  $\widetilde{M}$  in (3.16) for  $\xi \in D_{00}$ ,  $\|\eta_l\|$  sufficiently small and  $1 \leq l \leq L$  as follows:

$$(3.20) \quad \widetilde{M} = \begin{pmatrix} \widetilde{M}_{00} & \widetilde{M}_{0I} \\ \widetilde{M}_{I0} & \widetilde{M}_{II} \end{pmatrix}, \quad \widetilde{M}_{00} \in \mathbf{C}^s \times \mathbf{C}^s, \quad \widetilde{M}_{II} \in \mathbf{C}^{s(m^2-1)} \times \mathbf{C}^{s(m^2-1)}.$$

*Assumption 3.6.*  $\Delta t_0 < \delta$ ,  $\|\eta_0\| < \delta$ , for some  $\delta > 0$ , when  $\xi \in C_0^*$  defined in (3.18).

The assumption restricts the size of  $\Delta t_0$  and  $\eta_0 = h_0 \xi$  on the coarsest grid.

*Assumption 3.7.*  $\widehat{H}_l$  has simple eigenvalues for  $\|\eta_0\| < \delta$ , and  $\widehat{H}_l$  is independent of  $l$ ,  $\widehat{H}_l = \widehat{H}(\xi)$ .

The first part of the assumption is trivially true for scalar equations. If the same type of smoothing iteration is chosen at each level, then  $\widehat{H}_l$  remains the same for each  $l$ .

*Assumption 3.8.*  $\widetilde{M}_{II}$  has simple eigenvalues  $\mu_k(\widetilde{M}_{II})$ ,  $k = 1, 2, \dots, s(m^2 - 1)$ , under Assumption 3.6 and if  $\delta < \delta_0$ , then there is an  $\varepsilon_0$ ,  $\varepsilon_0 > 0$ , such that

$$|\mu_k| \leq \theta < 1 - \varepsilon_0.$$

Two auxiliary lemmas, see Appendix B, are needed in the proof of the theorem in this section. The proofs of the lemmas are simplified considerably if Assumptions 3.7 and 3.8 are satisfied. With the help of the theory in [12] and more detailed properties of  $\tilde{S}$ , less restrictive conditions can be derived.

We are now ready to state the theorem giving the properties of  $\tilde{M}^n$ . The parameters  $\alpha_j$  are defined in §2. The eigenvector matrices of  $\hat{H}$  and  $\tilde{M}_{II}$  are denoted by  $T_0$  and  $V_0$ , respectively.

**Theorem 3.1.** *Let Assumptions 3.1–3.8 be satisfied. If  $\delta$  is sufficiently small, then the transformed multigrid iteration matrix for a  $V$ -cycle at level  $l$  after  $n$  iterations for  $\xi \in C_0^*$  is*

$$\tilde{M}^n = \begin{pmatrix} (I - \delta t \hat{H})^n + O(\Delta t_0 + \|\eta_0\|) & O(\Delta t_0) \\ O(\Delta t_0 \|\eta_0\|) & \tilde{M}_{II}^n + O(\Delta t_0 \|\eta_0\|) \end{pmatrix},$$

where

$$\delta t = (p + q) \sum_{j=0}^l \Delta t_j = (p + q) \Delta t \sum_{j=0}^l \alpha_j.$$

Alternatively, the upper left corner of  $\tilde{M}^n$  can be written

$$T_0 \text{diag}(\{\psi_k^n\}_{k=1}^s) T_0^{-1} + O(\Delta t_0 + \|\eta_0\|),$$

where

$$\psi_k^n = (1 - \delta t \lambda_k(\hat{H}))^n = |\psi_k|^n \exp(-in \delta t \text{Im} \lambda_k(\hat{H})) + O(\Delta t_0).$$

In the lower right corner of  $\tilde{M}^n$  we have

$$\|\tilde{M}_{II}^n\| \leq \|V_0\| \cdot \|V_0^{-1}\| \theta^n, \quad \theta < 1.$$

The proof of the theorem is found in Appendix B. In Theorem 3.1 we have investigated the behavior of  $\tilde{M}(\xi)$  when  $\xi \in C_0^*$ . For the remaining part of the wave number domain  $C_0$  we merely make

*Assumption 3.9.*

$$\|\tilde{M}(\xi)\| \leq \theta < 1, \quad \xi \in C_0 \setminus C_0^*, \quad 0 \leq l \leq L.$$

The consequences of the assumptions and the analysis in this section will be discussed in the next section.

#### 4. EXAMPLES AND DISCUSSION

We discuss the results of the previous section and present two simple numerical illustrations in this section.

Several conclusions can be drawn from Theorem 3.1. Partition the Fourier coefficients  $\tilde{u}$  in the same manner as  $\tilde{M}$  in (3.20) for  $\xi \in D_{00}$ ,

$$(4.1) \quad \tilde{u} = (\hat{u}_{00}^T, \hat{u}_1^T)^T.$$

The low wave number part is

$$\hat{u}_{00} = \hat{u}(\xi_1, \xi_2) \in \mathbb{C}^s,$$

and the remaining wave number components are collected in  $\tilde{u}_I$ . Suppose that the conditions in the theorem are satisfied. Then by (3.17) and the theorem, after the  $n$ th iteration on the finest grid  $L$ ,

$$(4.2) \quad \hat{u}_{00}^n = (I - \delta t_L \hat{H})^n \hat{u}_{00}^0 + O(\Delta t_0 + \|\eta_0\|),$$

$$(4.3) \quad \tilde{u}_I^n = (\tilde{M}_L)_I^n \tilde{u}_I^0 + O(\Delta t_0 \|\eta_0\|).$$

The intermediate and high wave numbers in  $\tilde{u}_I^0$  are damped by a factor  $\theta$  in each iteration of the multigrid procedure.

The low wave number part in (4.2) behaves as if we had applied the smoothing operator  $S$  to the low wave numbers only, but with “time-step”  $(p+q)\Delta t_L \sum_{j=0}^L \alpha_j$  instead of  $\Delta t_L$  (see Assumption 3.3 and Theorem 2.1). At the other end of the spectrum,  $\xi \in D_{01}^0 \cup D_{10}^0 \cup D_{11}^0$ , the wave numbers with slow spatial variation behave as  $\hat{u}_{00}^n$  in (4.2), whereas the remaining Fourier components are damped as in (4.3). If Assumption 3.9 is fulfilled, then the description of the evolution of the Fourier components for all wave numbers is complete in  $C_0$ , and therefore also in  $C_L$ .

We summarize in a theorem the preceding discussion with a comparison between the smoothing iteration and the multigrid iteration.

The Fourier coefficients associated with slowly varying modes,  $\xi \in C_L^*$ , after  $n$  iterations on grid  $L$  with only the smoothing operator  $S$  are denoted by

$$(4.4) \quad \hat{u}_S^n(\xi) = \hat{U}_L(n\Delta t_L, \xi), \quad \xi \in C_L^*.$$

The corresponding coefficients for the multigrid iterations is  $\hat{u}_{\text{MG}}^n(\xi)$ .

**Theorem 4.1.** *Let the sufficient conditions in Theorem 3.1 and Assumption 3.9 be fulfilled. Assume that the Fourier symbol  $\hat{S}$  of the smoothing operator satisfies*

$$\|\hat{S}(\xi)\| \leq \theta < 1, \quad \xi \in C_L \setminus C_L^*,$$

*and that  $\|\hat{u}^0(\xi)\|$  is bounded for  $\xi \in C_L$ . Then for  $\xi \in C_L^*$ ,*

$$\hat{u}_{\text{MG}}^n(\xi) = \hat{U}_L(n\delta t_L, \xi) + O(\Delta t_0 + \|\eta_0\|),$$

*where  $\hat{U}_L$  and  $\eta_0$  are defined in (4.4) and Theorem 3.1, respectively. For  $\xi \in C_L \setminus C_L^*$ ,*

$$\|\hat{u}_S^n(\xi)\| \leq \theta^n \|\hat{u}^0(\xi)\|,$$

$$\|\hat{u}_{\text{MG}}^n(\xi)\| \leq c_L(\xi) \theta^n + O(\Delta t_0^{1+1/\nu}),$$

*where  $c_L$  depends on  $\hat{u}^0$ , and  $\nu$  is defined in Assumption 3.3.*

*Proof.* Consider the oscillatory modes, and suppose that  $\xi \in C_L \setminus C_L^*$ , that there is a  $\xi'$  in  $C_0^*$  and

$$(4.5) \quad (\iota, \kappa) \in I_{mm} = I_m \times I_m, \quad I_m = \{0, 1, \dots, m-1\}, \\ \xi = \xi' + 2\pi/h_0(\iota, \kappa)^T.$$

Then by Theorem 3.1, when  $\xi' \in D_{00}$ ,

$$\|\hat{u}_{\text{MG}}^n(\xi)\|^2 = \|\hat{u}_{\iota\kappa}^n(\xi')\|^2 \leq \sum_{(j,k) \in I_{mm} \setminus (0,0)} \|\hat{u}_{jk}^n(\xi')\|^2 \\ = \|\hat{u}_I^n(\xi')\|^2 \leq c_V^2 \theta^{2n} \|\hat{u}_I^0(\xi')\|^2 + O(\Delta t_0 \|\eta_0\|).$$

The same bound is valid in  $D_{01}^0 \cup D_{10}^0 \cup D_{11}^0$ . Since  $\|\hat{u}^0(\xi)\|$  is bounded for  $\xi \in C_L$ , there is a  $c_L(\xi)$  such that

$$(4.6) \quad \|\hat{u}_{\text{MG}}^n(\xi)\| \leq c_L(\xi)\theta^n + O(\Delta t_0 \|\eta_0\|).$$

In  $C_L^*$  there is a  $\hat{c}$  such that

$$\|\eta_0\| \leq h_0 \|\xi_*\| \leq \hat{c} \Delta t_0^{1/\nu}.$$

When  $\xi'$  in (4.5) fulfills  $\xi' \in C_0 \setminus C_0^*$ , then by Assumption 3.9,

$$\|\hat{u}_{\text{MG}}^n(\xi)\|^2 = \|\hat{u}_{ik}^n(\xi')\|^2 \leq \sum_{(j,k) \in I_{mm}} \|\hat{u}_{jk}^n(\xi')\|^2 \leq \theta^{2n} \|\hat{u}^0(\xi')\|^2.$$

With only smoothing iterations, we have

$$\|\hat{u}_S^n(\xi)\| = \|\hat{S}^n(\xi) \hat{u}^0(\xi)\| \leq \theta^n \|\hat{u}^0(\xi)\|.$$

The results in the theorem for  $\xi \in C_L \setminus C_L^*$  are proved.

If  $\xi \in C_L^*$ , then  $\xi' \in C_0^*$ , and it follows from Assumption 3.3 that

$$\hat{u}_S^n(\xi) = (\hat{S}_L^n)_{00} \hat{u}^0(\xi) = (I - \Delta t_L \hat{H})^n \hat{u}^0(\xi) + O(\Delta t_L + \|\eta_L\|) \equiv \hat{U}_L(n \Delta t_L, \xi).$$

By Theorem 3.1 we obtain

$$\begin{aligned} \hat{u}_{\text{MG}}^n(\xi) &= (I - \delta t_L \hat{H})^n \hat{u}^0(\xi) + O(\Delta t_0 + \|\eta_0\|) \\ &= \hat{U}_L(n \delta t_L, \xi) + O(\Delta t_0 + \|\eta_0\|). \quad \square \end{aligned}$$

If we choose Runge-Kutta time-stepping, then

$$(4.7) \quad \hat{H} = \hat{Q}_{00},$$

and the slow Fourier modes are integrated at least first-order accurately in time, cf. Theorem 2.1, but the time step taken per multigrid iteration is so much larger than it is with only Runge-Kutta iteration. An interpretation of the theorem in this case is that time (or pseudotime) proceeds faster with the multigrid method. This effect is always achieved with multigrid iterations satisfying the assumptions.

Let us consider two simple examples. The smoothing operator is Runge-Kutta time-stepping (or repeated Richardson iteration with a fixed number of steps) and the problem to be solved is scalar,  $s = 1$ . In the first example, the differential operator  $P$  is of first order,

$$Pu = \frac{\partial u}{\partial x^1} + \frac{\partial u}{\partial x^2}.$$

It is approximated by a first-order accurate difference expression such that

$$\hat{Q}_{00} = i(\xi_1 + \xi_2) + O(h_L)$$

for small  $\xi_j$ ,  $j = 1, 2$ . According to Theorem 3.1, (4.2) and (4.7), we obtain on the finest grid  $L$

$$(4.8) \quad \hat{u}_{00}^n = \exp(-i(\xi_1 + \xi_2)n\delta t_L) \hat{u}_{00}^0 + O(h_L).$$

For numerical stability,  $\Delta t_L$  is of  $O(h_L)$ . One part of  $u_{\mu\nu}^n$  corresponding to low wave numbers is

$$(4.9) \quad \hat{u}_{00}^n e_0^1 e_0^2 = \exp(i(\xi_1(x_{\mu\nu}^1 - n\delta t_L) + \xi_2(x_{\mu\nu}^2 - n\delta t_L))) \hat{u}_{00}^0 + O(h_L),$$

$$\xi \in D_{00}.$$



The result is similar in the other three corners of  $C_L^*$ . The conclusion from (4.9) is that the smooth part of  $u_{\mu\nu}^n$  is propagated a distance  $n\delta t_L$  in both spatial directions in  $n$  multigrid iterations. If only smoothing iterations are employed at level  $L$ , then the corresponding distance is  $n\Delta t_L$ , cf. Theorem 4.1. The improvement with multigrid iteration with the same number of smoothing iterations on level  $L$  is

$$(4.10) \quad (n\delta t_L(p+q))/n\Delta t_L = \sum_{j=0}^l \alpha_j,$$

in agreement with Theorem 2.1. In [5] this factor is interpreted as an increase of the group speed of a plane wave.

In the second example the differential operator is of second order,

$$Pu = - \left( \frac{\partial^2 u}{(\partial x^1)^2} + \frac{\partial^2 u}{(\partial x^2)^2} \right).$$

Choose the numerical approximation to be at least first-order accurate,

$$\hat{Q}_{00} = \xi_1^2 + \xi_2^2 + O(h_L)$$

for small  $\xi_j$ ,  $j = 1, 2$ . Analogously to (4.8), we derive

$$\hat{u}_{00}^n = \exp(-(\xi_1^2 + \xi_2^2)n\delta t_L)\hat{u}_{00}^0 + O(h_L).$$

Stability requirements force  $\Delta t_L$  to be of  $O(h_L^2)$ . Here, we have only damping of the Fourier coefficient. Suppose that

$$\Delta t_l = \beta h_l^2,$$

where  $\beta$  is a constant. Then

$$\alpha_j = \Delta t_j / \Delta t_L = (h_j / h_L)^2 = 2^{2(L-j)}$$

and

$$\delta t_L = \sum_{j=0}^L \alpha_j \Delta t_L = \Delta t_0 \sum_{j=0}^L \alpha_j / \alpha_0 = \Delta t_0 \cdot \frac{4}{3} (1 - 0.25^{L+1}).$$

Therefore, the damping of the mode is governed by

$$\exp(-(\xi_1^2 + \xi_2^2)4n\beta h_0^2/3),$$

essentially achieved by the coarse grid. The improvement of multigrid iterations over only Runge-Kutta time-stepping is also as in the first case given by Theorem 4.1, but the convergence is becoming progressively slower as  $\|\xi\| \rightarrow 0$ .

As an illustration of the theoretical results in this paper, the eigenvalues of  $\hat{M}$  in Theorem 3.1 are plotted for a one-dimensional example in Figure 4.1 (next page) and three two-dimensional examples in Figure 4.2 (see p. 491). In Figure 4.1 the model equation to be solved is

$$(4.11) \quad u_x = f.$$

The equation is discretized by a cell-centered finite volume scheme with additional 4th-order artificial viscosity, see [10]. The smoothing iteration is a five-stage Runge-Kutta method and  $\Delta t_l = h_l$ . The number of presmoothing steps is 1, and there are no postsmoothing iterations.

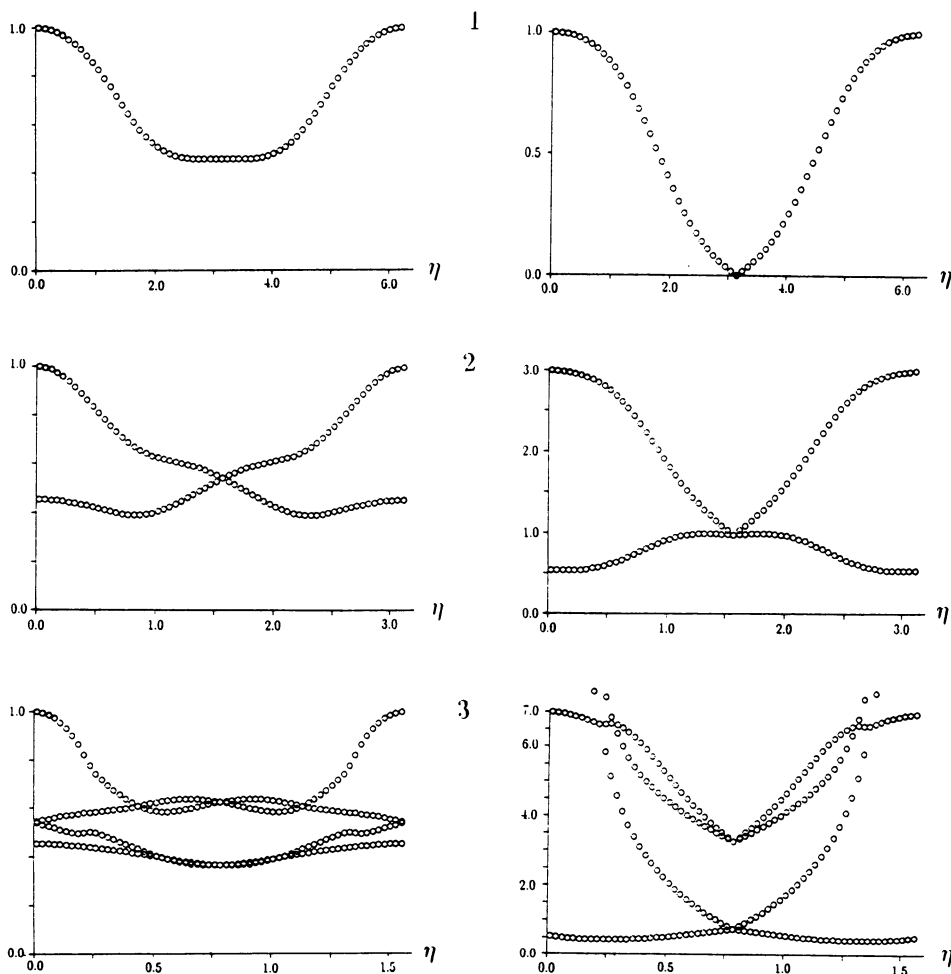


FIGURE 4.1. The eigenvalues  $\lambda_j(\eta)$  of the Fourier transform of the multigrid matrix  $\widetilde{M}$  are displayed for the model equation  $u_x = f$  and a five-stage Runge-Kutta scheme on 1, 2, and 3 grids. On the left,  $|\lambda_j|$  is plotted, and on the right,  $\text{Im} \log \lambda_j / \zeta \Delta t_l$  shows the speed-up factor for  $|\lambda_j|$  close to 1

The symbol of the restriction operator is

$$\hat{r} = \cos(\xi h_l / 2),$$

and  $\hat{p} = \hat{r}$ .

In the left column,  $|\lambda_j(\widetilde{M})|$ ,  $j = 1, 2, \dots, m = 2^L$ , is plotted as a function of  $\eta_L = \xi h_L$ , where  $\xi \in C_0$ . Thus,

$$\eta_L \in [0, 2\pi/m].$$

In the right column of Figure 4.1 the factor

$$\zeta = \begin{cases} \xi, & \xi \in [0, \pi/h_0], \\ 2\pi/h_0 - \xi, & \xi \in (\pi/h_0, 2\pi/h_0], \end{cases}$$

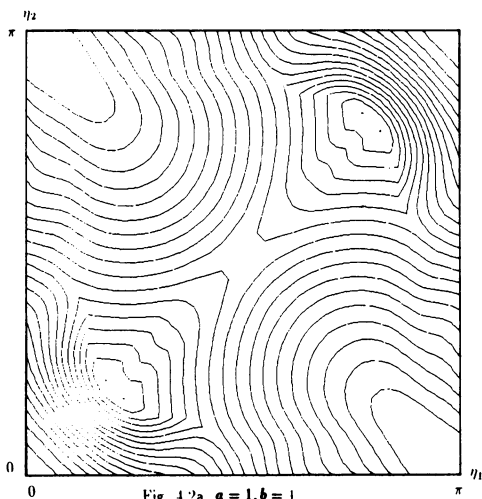
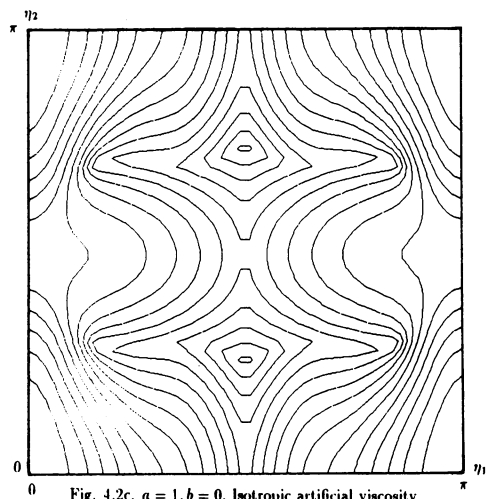

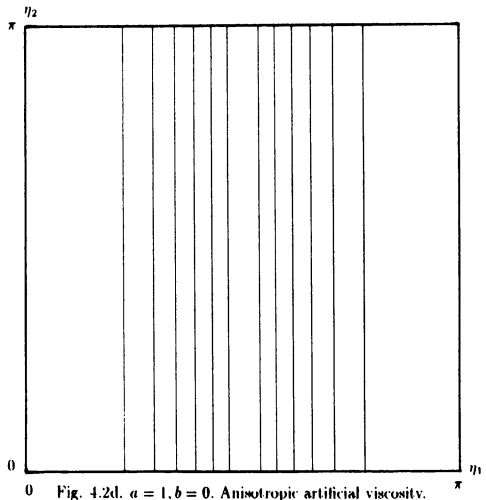
Fig. 4.2a.  $a = 1, b = 1$ .Fig. 4.2c.  $a = 1, b = 0$ . Isotropic artificial viscosity.Fig. 4.2b.  $a = 1, b = 0.5$ .Fig. 4.2d.  $a = 1, b = 0$ . Anisotropic artificial viscosity.

FIGURE 4.2. Isolines of the maximum of  $|\lambda_j(\eta)|$  for each  $\eta$  of the Fourier transform of the multigrid matrix  $\widehat{M}$  are displayed for the two-dimensional equation (4.12) and a three-stage Runge-Kutta scheme on 2 grids. The maximum is 1 in the corners, and less than 1 in the interior of the  $\eta$ -domain

is displayed as a function of  $\eta_L$ . It follows from Theorem 3.1 that this is the speed-up factor  $\gamma = \sum_{j=0}^L \alpha_j$  of the slowly varying Fourier mode with  $\lambda_1 \approx 1$  for small  $\xi$  and  $\zeta$  close to  $2\pi/h_0$ . The results are in accordance with the theory in Theorem 3.1. There is one eigenvalue  $\lambda_1$  in each of the three cases,  $L = 0, 1, 2$ , for which  $|\lambda_1| \approx 1$  when

$$\xi \in [0, \xi_*] \cup [2\pi/h_0 - \xi_*, 2\pi/h_0],$$

with, e.g.,  $\xi_* < 1/2h_0$ , and when  $\xi$  is in the neighborhood of 0 or  $2\pi/h_0$ , we have

$$\gamma = 2^{L+1} - 1.$$

For the other eigenvalues,

$$|\lambda_j(\widetilde{M})| \leq \theta < 1, \quad j = 2, \dots, m.$$

The two-dimensional model example is

$$(4.12) \quad a \frac{\partial u}{\partial x^1} + b \frac{\partial u}{\partial x^2} = f.$$

The equation is discretized by the same method as (4.11). The smoothing procedure is a five-stage Runge-Kutta scheme, the multigrid strategy is the same as above and there are two grids,  $L = 1$ .

Isolines of

$$\max_{j=1,2,3,4} |\lambda_j(\widehat{M}(\xi))|$$

are plotted in Figure 4.2. The distance between two lines is 0.02. In Figure 4.2(a) and Figure 4.2(b), the coefficients in (4.12) are  $a = b = 1$  and  $a = 1$ ,  $b = 0.5$ , respectively. When  $\xi \in C_L^*$  (the squares in the corners of the wave number domain), the maximum of  $|\lambda_j|$  is close to 1 and exactly 1 at the corners. In the interior of  $C_L$  we have

$$|\lambda_j| \leq \theta < 1, \quad j = 1, 2.$$

The coefficients in (4.12) and Figure 4.2(c) are  $a = 1$  and  $b = 0$ . We still have good damping properties in the interior, and  $\max |\lambda_j|$  is close to 1 in the corners. There are no “grid alignment” effects with no damping at all in large parts of the wave number domain. This is sometimes a problem with upwind discretizations of (4.12) [16]. The reason why the centered difference scheme is successful is that the artificial viscosity is isotropic and independent of  $a$  and  $b$  in (4.12). Similar results are obtained with a three-stage Runge-Kutta scheme in [6].

On the other hand, if we scale the artificial viscosity term in the  $x^1$ -direction by  $a$  and in the  $x^2$ -direction by  $b$ , then we have an obvious “grid alignment” problem as in Figure 4.2(d). The multigrid method does not reduce the amplitude of the modes with, e.g.,  $\eta_1$  small and  $\eta_2 \approx \pi/2$ , simply because there is no artificial viscosity in the  $x^2$ -direction.

In [14] we use Parseval’s relation for the Fourier representation in §3.1 and Theorem 3.1 to derive the properties of  $u^n$  in the multigrid iterations.

## BIBLIOGRAPHY

1. A. Brandt, *Multi-level adaptive solutions to boundary-value problems*, Math. Comp. **31** (1977), 333–390.
2. R. Enander, *Grid patching and residual smoothing for computations of steady state solutions of first order hyperbolic systems*, Ph.D. thesis, Dept. of Scientific Computing, Uppsala University, Uppsala, 1991.
3. L. Ferm, *The choice of the number of iterations in every cycle for the two-grid method*, Report 139, Dept. of Scientific Computing, Uppsala University, Uppsala, 1991.
4. P. R. Garabedian, *Estimation of the relaxation factor for small mesh size*, MTAC **10** (1956), 183–185.
5. B. Gustafsson and P. Lötstedt, *Analysis of the multigrid method applied to first order systems*, Proc. Fourth Copper Mountain Conf. on Multigrid Methods (J. Mandel et al., eds.), SIAM, Philadelphia, PA, 1989, pp. 181–233.

6. —, *Analysis of multigrid methods for general systems of PDE*, Multigrid Methods III (W. Hackbusch and U. Trottenberg, eds.), Birkhäuser Verlag, Basel, 1991, pp. 223–234.
7. W. Hackbusch, *Multigrid methods and applications*, Springer-Verlag, Berlin, Heidelberg, 1985.
8. P. W. Hemker, *On the order of prolongations and restrictions in multigrid procedures*, J. Comput. Appl. Math. **32** (1990), 423–429.
9. A. Jameson, *Solution of the Euler equations for two-dimensional transonic flow by a multigrid method*, Appl. Math. Comput. **13** (1983), 327–355.
10. —, *Computational transonics*, Comm. Pure Appl. Math. **41** (1988), 507–549.
11. D. C. Jespersen, *A time-accurate multiple-grid algorithm*, AIAA paper 85-1493-CP, (1985).
12. T. Kato, *Perturbation theory for linear operators*, Springer-Verlag, New York, 1966.
13. P. Lancaster, *Theory of matrices*, Academic Press, New York, 1969.
14. P. Lötstedt, *Grid independent convergence of the multigrid method for first-order equations*, SIAM J. Numer. Anal. **29** (1992), 1370–1394.
15. T. A. Manteuffel, *The Tchebychev iteration for nonsymmetric linear systems*, Numer. Math. **28** (1977), 307–327.
16. W. A. Mulder, *A new multigrid approach to convection problems*, J. Comput. Phys. **83** (1989), 303–323.
17. Y. Saad and M. H. Schultz, *GMRES: A generalized minimal residual algorithm for solving nonsymmetric linear systems*, SIAM J. Sci. Statist. Comput. **7** (1986), 856–869.
18. K. Stüben and U. Trottenberg, *Multigrid methods: Fundamental algorithms, model problem analysis and applications*, Multigrid Methods (Proc., Köln-Porz, 1981), (W. Hackbusch and U. Trottenberg, eds.), Lecture Notes in Math., vol. 960, Springer-Verlag, Berlin, pp. 1–176.
19. R. S. Varga, *Matrix iterative analysis*, Prentice-Hall, Englewood Cliffs, NJ, 1962.

DEPARTMENT OF SCIENTIFIC COMPUTING, UPPSALA UNIVERSITY, UPPSALA, SWEDEN, AND SAAB-SCANIA, LINKÖPING, SWEDEN

*E-mail address:* perlo@weald.air.saab.se

DEPARTMENT OF SCIENTIFIC COMPUTING, UPPSALA UNIVERSITY, UPPSALA, SWEDEN

*E-mail address:* bertil@tdb.uu.se

# Supplement to FOURIER ANALYSIS OF MULTIGRID METHODS FOR GENERAL SYSTEMS OF PDES

PER LÖTSTEDT AND BERTIL GUSTAFSSON

## Appendix A

A lemma referred to in the proof of Theorem 2.1 and an auxiliary lemma are proved in this appendix. The first lemma is concerned with the smoothing iterations. Here,  $u$  denotes a smooth function,  $u \in S$ , and  $g$  with indices denotes a bounded function,  $g \in B$ .

LEMMA A.1. *Let the Assumptions 2.1 and 2.2 be fulfilled. Then for  $0 \leq l \leq L$ ,*

$$S_l^r u = (I - r \Delta t_l Q_l)u + h_l \Delta t_l g_s, \quad r \geq 1.$$

*Proof.* The proof is by induction. It follows from Assumptions 2.1i and 2.2i that

$$S_l u = (I - \Delta t_l P)u + h_l \Delta t_l g. \quad (\text{A.1})$$

Our induction hypothesis is

$$S_l^r u = (I - r \Delta t_l Q_l)u + h_l \Delta t_l g_s, \quad r \geq 1 \quad (\text{A.2})$$

Then by Assumption 2.1i, 2.2i, (A.1) and (A.2),

$$\begin{aligned} S_l^{r+1} u &= S_l(I - r \Delta t_l P)u + h_l \Delta t_l S_l g_s \\ &= (I - \Delta t_l P)(I - r \Delta t_l P)u + h_l \Delta t_l (g_s' + S_l g_s). \end{aligned} \quad (\text{A.3})$$

Since  $S_l$  is bounded, the last term in (A.3) can be written  $h_l \Delta t_l g''$ . The term  $\Delta t_l^2 P^2 u$  is bounded. By Assumption 2.1i and (2.7),

$$S_l^{r+1} u = (I - (r+1)\Delta t_l Q_l)u + h_l \Delta t_l \tilde{g}_s.$$

Since (A.2) is valid for  $r = 1$ , see (A.1), the induction argument is complete.  $\square$

The following lemma is the main result of this appendix.

LEMMA A.2. *Let the Assumptions 2.1-2.4 be fulfilled. Then for  $0 \leq l \leq L$ ,*

$$M_l u = (I - c_l \Delta t_l Q_l)u + h_l \Delta t_l g_l, \quad c_l = (p+q) \sum_{k=0}^l \alpha_k / \alpha_l, \quad (\text{A.4})$$

$$M_l \text{ is a bounded operator.} \quad (\text{A.5})$$

Let

$$c_l = (p + q) + c_{l-1} \alpha_{l-1} / \alpha_l \quad (\text{A.13})$$

in (A.12), and we have (A.4). Since

$$M_0 u = S_0^{p+q} u = (1 - (p + q) \Delta t_0 Q_0) u + h_0 \Delta t_0 g_0, \quad (\text{A.14})$$

(A.4) is valid for  $l = 0$ . The explicit expression for  $c_l$  is given by (A.13) and  $c_0$  in (A.4) and (A.14),

$$c_l = (p + q) \sum_{k=0}^l \alpha_k / \alpha_l.$$

The first part of the lemma is proved.

The second part (A.5) is proved by (2.5) and Assumptions 2.2ii, 2.3ii, 2.4ii and (A.5) with  $l = 1$ . Furthermore,  $M_0$  in (A.14) is bounded by Assumption 2.2ii. The induction proof is complete.  $\square$

*Proof.* The proof is by induction. The hypothesis is (A.4) and (A.5). Rewrite (A.4) such that

$$M_l u = S_l^{p+q} u - S_l^q p_l (I - M_{l-1}) Q_{l-1}^{-1} r_l Q_l S_l^p u. \quad (\text{A.6})$$

It follows from Lemma A.1, Assumptions 2.1i, 2.2ii, 2.3i and 2.3ii that

$$Q_{l-1}^{-1} r_l Q_l S_l^p u = Q_{l-1}^{-1} r_l Q_l S_l^q (I - (p - 1) \Delta t_l P) u + h_l \Delta t_l g_l = v + h_l \Delta t_l \tilde{g}_l, \quad (\text{A.7})$$

where  $v \in S$ . Denote the last term of (A.6) by  $R_l u$  and insert (A.7) and (A.4) with  $l = 1$  to obtain

$$\begin{aligned} R_l u &= S_l^q p_l (I - M_{l-1}) (v + h_l \Delta t_l \tilde{g}_l) \\ &= c_{l-1} \Delta t_{l-1} S_l^q p_l (Q_{l-1} v - h_{l-1} g_{l-1}) + h_l \Delta t_l S_l^q p_l (I - M_{l-1}) \tilde{g}_l. \end{aligned} \quad (\text{A.8})$$

By Assumptions 2.2ii and 2.4ii and (A.5) with  $l = 1$ ,  $R_l u$  in (A.8) can be written

$$R_l u = c_{l-1} \Delta t_{l-1} S_l^q p_l r_l Q_l S_l^p u + h_l \Delta t_l \tilde{g}_l. \quad (\text{A.9})$$

Insert  $v$  from (A.7) into (A.9) and use the boundedness of  $S_l$ ,  $\Delta t_{l-1} Q_{l-1}$  and  $p_l$ .

Then

$$R_l u = c_{l-1} \Delta t_{l-1} S_l^q p_l r_l Q_l S_l^p u + h_l \Delta t_l \tilde{g}_l. \quad (\text{A.10})$$

The first term in (A.10) is rewritten by simplifying

$$\begin{aligned} \Delta t_{l-1} S_l^q p_l r_l Q_l S_l^p u &= \Delta t_{l-1} S_l^q p_l r_l Q_l (I - p \Delta t_l P) u + h_l \Delta t_l \tilde{g}_l \\ &= \Delta t_{l-1} S_l^q p_l r_l P u + h_l \Delta t_l g_l = \Delta t_{l-1} S_l^q P u + h_l \Delta t_l g_l \\ &= \Delta t_{l-1} (1 - q \Delta t_l Q_l) P u + h_l \Delta t_l g_l = \Delta t_{l-1} Q_l u + h_l \Delta t_l g_l. \end{aligned} \quad (\text{A.11})$$

When deriving the equalities in (A.11), the boundedness of the operators is used frequently without mentioning it explicitly. The first equality is obtained from Lemma A.1 and Assumption 2.1i. The second equality follows from the smoothness of  $P u$ , Assumption 2.1i and (2.7). Assumption 2.4i gives the third equality. The fourth equality is derived from Lemma A.1. The last equality follows from Assumption 2.1i and (2.7).

Introduce (A.11) into (A.10), (A.10) into (A.6) and use Lemma A.1 to obtain

$$M_l u = (1 - (p + q) \Delta t_l Q_l) u - c_{l-1} \Delta t_{l-1} Q_{l-1} u + h_l \Delta t_l g_l. \quad (\text{A.12})$$

## Appendix B

This appendix contains two lemmas and their proofs, and the proof of Theorem 3.1. The first lemma is:

**LEMMA B.1.** *Let the Assumptions 3.1, 3.2, 3.3 and 3.5 be satisfied. If  $\xi \in D_{00}$ ,  $\eta_l = h_l(\xi_1, \xi_2)^T$  and  $\|\eta_l\|$  is sufficiently small, then for  $l$  such that  $1 \leq l \leq L$  and the partitioning (3.20),*

$$\tilde{M}_{00} = I - (p+q) \sum_{j=0}^L \Delta_j \hat{H}_j + O(\Delta_0(\Delta_0 + \|\eta_0\|)), \quad (\text{B.1})$$

$$\tilde{M}_{0l} = O(\Delta_0 \|\eta_0\|).$$

If also Assumption 3.4 is satisfied, then

$$M_{0l} = O(\Delta_0),$$

$\tilde{M}_{1l}$  is bounded.

(B.2)

If

$$\xi = (\xi_1, 2\pi/h_0 - \xi_2)^T \in D_{01}^0, \quad \eta_l = h_l(\xi_1, \xi_2)^T,$$

or

$$\xi = (2\pi/h_0 - \xi_1, \xi_2)^T \in D_{10}^0, \quad \eta_l = h_l(\xi_1, \xi_2)^T,$$

or

$$\xi = (2\pi/h_0 - \xi_1, 2\pi/h_0 - \xi_2)^T \in D_{11}^0, \quad \eta_l = h_l(\xi_1, \xi_2)^T,$$

and  $\|\eta_l\|$  is sufficiently small, then (B.1) and (B.2) are valid also in  $D_{01}^0 \cup D_{10}^0 \cup D_{11}^0$ .

*Proof.* The proof is based on an induction argument. Assume that the matrices at level  $l-1$  have certain properties. Then show that level  $l$  shares these properties. All matrices involved in the proof are partitioned in the same way as  $M$ . We begin by studying  $\xi$  in  $D_{00}$  and then generalize to  $C_0^*$ .

The Fourier symbol matrix  $\tilde{M}$  satisfies the recursion (see (3.16))

$$\begin{aligned} \tilde{M} &= \tilde{S}^0(I - \tilde{P} \tilde{B}_{l-1} \tilde{R} \tilde{Q}) \tilde{S}^p, \\ \tilde{B}_{l-1} &= (I - \tilde{M}_{l-1}) \tilde{Q}_{l-1}^{-1}, \quad l \geq 0, \\ \tilde{M}_{-1} &= I. \end{aligned} \quad (\text{B.3})$$

The proof of the first part of the lemma is divided into 6 steps in which parts of  $\tilde{M}$  in (B.3) are investigated successively. The induction hypothesis is that  $\tilde{M}_{l-1}$  satisfies claim (B.1) in the lemma.

1.  $\tilde{W} = \tilde{R} \tilde{Q}$ .

The definition of  $\tilde{R}$  and  $\tilde{Q}$  in § 3.1 gives

$$\tilde{W}_{00} = \hat{\tau}_{10} \hat{\tau}_{20} \tilde{Q}_{00}, \quad (\text{B.4})$$

and

$$\tilde{W}_{l0} = 0. \quad (\text{B.5})$$

2.  $\tilde{F} = \tilde{B}_{l-1} \tilde{W}$ .

The partitioning of  $\tilde{B}_{l-1}$  is also such that  $(\tilde{B}_{l-1})_{00} \in C^s \times C^s$ . It follows from (B.4) and (B.5) that

$$\begin{aligned} \tilde{F}_{00} &= (\tilde{B}_{l-1})_{00} \tilde{W}_{00} = (I - (\tilde{M}_{l-1})_{00}) \tilde{C}_{00}, \\ \tilde{F}_{l0} &= (\tilde{B}_{l-1})_{l0} \tilde{W}_{00} = -(\tilde{M}_{l-1})_{l0} \tilde{C}_{00}, \end{aligned} \quad (\text{B.6})$$

where

$$\tilde{C}_{00} = (\tilde{Q}_{l-1})_{00}^{-1} \hat{\tau}_{10} \hat{\tau}_{20} \tilde{Q}_{00}.$$

According to Assumptions 3.1 and 3.2,

$$\tilde{C}_{00} = (I + O(\|\eta_l\|))(I + O(\|\eta_{l-1}\|)) = I + O(\|\eta_{l-1}\|). \quad (\text{B.7})$$

Thus, by (B.6), (B.7) and the induction hypothesis,

$$\tilde{F}_{00} = \gamma \sum_{j=0}^{l-1} \Delta_j \hat{H}_j + O(\Delta_0(\Delta_0 + \|\eta_0\|)), \quad \gamma = p + q,$$

$$\tilde{F}_{l0} = -(\tilde{M}_{l-1})_{l0}(I + O(\|\eta_{l-1}\|)) = O(\Delta_0 \|\eta_0\|). \quad (\text{B.8})$$

3.  $\tilde{G} = \tilde{P} \tilde{F}$ .



The partitioning of  $\tilde{\mathbf{P}}$  is

$$\tilde{\mathbf{P}} = \begin{bmatrix} \hat{\mathbf{P}}_{10}\hat{\mathbf{P}}_{20}\mathbf{I}_s & & \\ \hat{\mathbf{P}}_{10}\hat{\mathbf{P}}_{2,m/2}\mathbf{I}_s & & \\ \hat{\mathbf{P}}_{1,m/2}\hat{\mathbf{P}}_{20}\mathbf{I}_s & 0 & \\ \hat{\mathbf{P}}_{1,m/2}\hat{\mathbf{P}}_{2,m/2}\mathbf{I}_s & & \\ 0 & \tilde{\mathbf{P}}_{11} \end{bmatrix}, \quad \tilde{\mathbf{P}}_{11} \in \mathbf{C}^{4(m^2-4)} \times \mathbf{C}^{4(m^2/4-1)}.$$

The conclusion from (B.8) and Assumption 1 is

$$\begin{aligned} \tilde{\mathbf{G}}_{00} &= \hat{\mathbf{P}}_{10} \hat{\mathbf{P}}_{20} \tilde{\mathbf{r}}_{00} = (1 + O(\|\eta_l\|)) \cdot (\gamma \sum_{j=0}^{l-1} \Delta t_j \hat{\mathbf{H}}_j + O(\Delta t_0(\Delta t_0 + \|\eta_0\|))) \\ &= \gamma \sum_{j=0}^{l-1} \Delta t_j \hat{\mathbf{H}}_j + O(\Delta t_0(\Delta t_0 + \|\eta_0\|)). \end{aligned} \quad (\text{B.9})$$

For the column below  $\mathbf{G}_{00}$  we have

$$\tilde{\mathbf{G}}_{10} = \begin{bmatrix} \hat{\mathbf{P}}_{10}\hat{\mathbf{P}}_{2,m/2}\tilde{\mathbf{F}}_{100} \\ \hat{\mathbf{P}}_{1,m/2}\hat{\mathbf{P}}_{20}\tilde{\mathbf{F}}_{100} \\ \hat{\mathbf{P}}_{1,m/2}\hat{\mathbf{P}}_{2,m/2}\tilde{\mathbf{F}}_{100} \\ \tilde{\mathbf{P}}_{11}\tilde{\mathbf{F}}_{10} \end{bmatrix} = \begin{bmatrix} (1+O(\eta_{1l}))O(\Delta t_0\eta_{12}) \\ (1+O(\eta_{12}))O(\Delta t_0\eta_{1l}) \\ O(\eta_{1l}\eta_{12}\Delta t_0) \\ O(\Delta t_0\|\eta_0\|) \end{bmatrix} = O(\Delta t_0\|\eta_0\|). \quad (\text{B.10})$$

4. The smoothing iteration  $\tilde{\mathbf{S}}^p$ .

Since  $\tilde{\mathbf{S}}$  is block diagonal, we infer

$$\tilde{\mathbf{S}}_{00}^p = (\tilde{\mathbf{S}}_{00})^p.$$

Hence, by Assumption 3.3,

$$\tilde{\mathbf{S}}_{00}^p = 1 - p\Delta t \hat{\mathbf{H}} + O(\Delta t(\Delta t + \|\eta\|)).$$

5. The final assembly.

The multigrid matrix can be written

$$\tilde{\mathbf{M}} = \tilde{\mathbf{S}}^q(1 - \tilde{\mathbf{G}})\tilde{\mathbf{S}}^p.$$

Therefore, by (B.9) and (B.11),

$$\begin{aligned} \tilde{\mathbf{M}}_{00} &= \tilde{\mathbf{S}}_{00}^q(1 - \tilde{\mathbf{G}}_{00})\tilde{\mathbf{S}}_{00}^p = (1 - \gamma\Delta t \hat{\mathbf{H}} + O(\Delta t(\Delta t + \|\eta\|))) \cdot \\ &\quad (1 - \gamma \sum_{j=0}^{l-1} \Delta t_j \hat{\mathbf{H}}_j + O(\Delta t_0(\Delta t_0 + \|\eta_0\|))) = 1 - \gamma \sum_{j=0}^l \Delta t_j \hat{\mathbf{H}}_j + O(\Delta t_0(\Delta t_0 + \|\eta_0\|)). \end{aligned} \quad (\text{B.12})$$

Since  $\tilde{\mathbf{S}}$  is bounded, we conclude from the estimate in (B.10) that

$$\tilde{\mathbf{M}}_{10} = -\tilde{\mathbf{S}}_{10}^q \tilde{\mathbf{G}}_{10} \tilde{\mathbf{S}}_{00}^p = O(\Delta t_0 \|\eta_0\|). \quad (\text{B.13})$$

We assumed that  $\tilde{\mathbf{M}}_{l-1}$  has the properties in (B.1) of the lemma and have shown in steps 1–5 that  $\tilde{\mathbf{M}}_l$  also has these properties. The order of the wave numbers is preserved between level  $l-1$  and  $l$  such that the upper left corner of the matrices always corresponds to the lowest wave number.

6. The case  $l = 1$ .

We must consider the matrices  $\tilde{\mathbf{M}}_0$ ,  $\tilde{\mathbf{B}}_0$  and  $\tilde{\mathbf{G}}_1$ . For the multigrid matrix, the following holds:

$$\tilde{\mathbf{M}}_0 = (\tilde{\mathbf{M}}_0)_{00} = (\tilde{\mathbf{S}}_0)\tilde{\mathbf{X}}_0 = 1 - \gamma \Delta t_0 \hat{\mathbf{H}}_0 + O(\Delta t_0(\Delta t_0 + \|\eta_0\|)).$$

Thus,  $\tilde{\mathbf{B}}_0 \equiv (\tilde{\mathbf{B}}_0)_{00}$  and  $(\tilde{\mathbf{C}}_1)_{00}$  has the property in (B.7) and  $(\tilde{\mathbf{B}}_0)_{00} = \emptyset$ . Equation (B.8) is valid for  $(\tilde{\mathbf{F}}_1)_{00}$  and  $(\tilde{\mathbf{F}}_1)_{00} = \emptyset$ . The relations (B.9) and (B.10) are satisfied by  $\tilde{\mathbf{G}}_1$ . The first part of the lemma is true for  $l = 1$ . The induction argument is complete and the first part of the lemma is proved for  $\xi \in D_{00}$ .

Assume that  $(\tilde{\mathbf{M}}_{l-1})_{0l}$  has the property in the second claim (B.2). At level  $l$ ,

$$\tilde{\mathbf{F}} = (1 - \tilde{\mathbf{M}}_{l-1})\tilde{\mathbf{Q}}_{l-1}^{-1} \tilde{\mathbf{R}} \tilde{\mathbf{Q}}. \quad (\text{B.14})$$

Since  $\tilde{\mathbf{Q}}_k$ ,  $k = l-1, l$ , is block diagonal, the matrix  $\tilde{\mathbf{C}}$  defined by

$$\tilde{\mathbf{C}} = \tilde{\mathbf{Q}}_{l-1}^{-1} \tilde{\mathbf{R}} \tilde{\mathbf{Q}}$$

has the same structure as  $\tilde{\mathbf{R}}$ . A diagonal block  $\tilde{\mathbf{C}}_{kk}$  of  $\tilde{\mathbf{C}}$  is



The inverse of the eigenvector matrix of  $\tilde{\mathbf{M}}$ ,

$$\begin{pmatrix} \mathbf{T} & \varepsilon_1 \mathbf{C} \\ \varepsilon_2 \mathbf{D} & \mathbf{V} \end{pmatrix},$$

is

$$\begin{pmatrix} \mathbf{T}^{-1} + \varepsilon_1 \varepsilon_2 \mathbf{T}'' & \varepsilon_1 \mathbf{C}' \\ \varepsilon_2 \mathbf{D}' & \mathbf{V}^{-1} + \varepsilon_1 \varepsilon_2 \mathbf{V}'' \end{pmatrix}. \quad (\text{B.23})$$

The matrices with primes in (B.23) are of  $O(1)$ . Taking (B.22) into account, we can rewrite (B.23) as

$$\begin{pmatrix} \mathbf{T}_0^{-1} + \varepsilon_1 \varepsilon_3 \mathbf{T}'' & \varepsilon_1 \mathbf{C}' \\ \varepsilon_2 \mathbf{D}' & \mathbf{V}_0^{-1} + \varepsilon_2 \mathbf{V}'' \end{pmatrix},$$

where  $\mathbf{T}''$  and  $\mathbf{V}''$  are of  $O(1)$ . Then

$$\begin{aligned} \tilde{\mathbf{M}}'' &= \begin{pmatrix} \mathbf{T} & \varepsilon_1 \mathbf{C} \\ \varepsilon_2 \mathbf{D} & \mathbf{V} \end{pmatrix} \begin{pmatrix} \Lambda_1^n & 0 \\ 0 & \Lambda_2^n \end{pmatrix} \begin{pmatrix} \mathbf{T}_0^{-1} + \varepsilon_1 \varepsilon_3 \mathbf{T}'' & \varepsilon_1 \mathbf{C}' \\ \varepsilon_2 \mathbf{D}' & \mathbf{V}_0^{-1} + \varepsilon_2 \mathbf{V}'' \end{pmatrix} \\ &= \begin{pmatrix} \mathbf{T}_0 \Lambda_1^n \mathbf{T}_0^{-1} + O(\varepsilon_1 \varepsilon_3) & O(\varepsilon_1) \\ O(\varepsilon_2) & \mathbf{V}_0 \Lambda_2^n \mathbf{V}_0^{-1} + O(\varepsilon_2) \end{pmatrix} \end{aligned} \quad (\text{B.24})$$

The eigenvalue matrices  $\Lambda_\beta$ ,  $\beta = 1, 2$ , in (B.24) are defined by

$$\begin{aligned} \Lambda_{1i} &= 1 - \delta t \lambda_i(\hat{\mathbf{H}}) + O(\varepsilon_1 \varepsilon_3), \quad i = 1, 2, \dots, s, \\ \Lambda_{2k} &= \mu_k(\tilde{\mathbf{M}}_0) + O(\varepsilon_2), \quad k = 1, 2, \dots, s(m^2 - 1). \end{aligned}$$

Hence, the diagonal entries of  $\Lambda_1^n$  are

$$\Lambda_{1i}^n = (1 - \delta t \lambda_i(\hat{\mathbf{H}}))^n + O(\varepsilon_3 n \Delta t_0), \quad (\text{B.25})$$

since  $\hat{\mathbf{H}}$  is bounded by Assumption 3.3. Premultiply  $\Lambda_1^n$  by  $\mathbf{T}_0$  and postmultiply by  $\mathbf{T}_0^{-1}$  to obtain the upper left corner of  $\tilde{\mathbf{M}}''$  in the theorem.

$$\begin{pmatrix} \tilde{\mathbf{M}}_{00} & \tilde{\mathbf{M}}_{01} \\ 0 & \tilde{\mathbf{M}}_{11} \end{pmatrix} \begin{pmatrix} \mathbf{T}_1 & \mathbf{C}' \\ 0 & \mathbf{V}_0 \end{pmatrix} = \begin{pmatrix} \mathbf{T}_1 & \mathbf{C}' \\ 0 & \mathbf{V}_0 \end{pmatrix} \begin{pmatrix} \Lambda_1 & 0 \\ 0 & \Lambda_2 \end{pmatrix}.$$

$$\Lambda_1 = \text{diag}(\lambda_k), \quad \Lambda_2 = \text{diag}(\mu_k).$$

By the perturbation theorem [13.7.7.1] the eigenvectors of  $\tilde{\mathbf{M}}_{00}$  fulfill

$$\mathbf{T}_1 = \mathbf{T}_0 + O(\Delta t_0 (\Delta t_0 + \|\eta_0\|)).$$

The equation satisfied by  $\mathbf{C}'$  in (B.20) is

$$\tilde{\mathbf{M}}_{00} \mathbf{C}' - \mathbf{C}' \Lambda_2 = -\tilde{\mathbf{M}}_{01} \mathbf{V}_0. \quad (\text{B.21})$$

Since  $\tilde{\mathbf{M}}_{00}$  and  $\Lambda_2$  have no eigenvalues in common, (B.21) has a unique solution  $\mathbf{C}'$  (13.8.5.1). The scaling of  $\mathbf{V}_0$  is such that  $\mathbf{V}_0 = O(1)$ . We conclude from Lemma B.1 and (3.23) that

$$\mathbf{C}' = O(\Delta t_0).$$

Since

$$\tilde{\mathbf{M}} = \tilde{\mathbf{M}}_* + \begin{pmatrix} 0 & 0 \\ \mathbf{M}_{10} & 0 \end{pmatrix},$$

the statements on the eigenvalues and eigenvectors of  $\tilde{\mathbf{M}}$  follow from Lemma 4.1 and [13, 7.7.1].  $\square$

*Proof of Theorem 3.4.* The matrices  $\hat{\mathbf{H}}$  and  $\tilde{\mathbf{M}}_{11}$  are diagonalizable for  $\delta$  sufficiently small.

Thus,  $\mathbf{T}_0^{-1}$  and  $\mathbf{V}_0^{-1}$  exist and are bounded independent of  $\Delta t_0$  and  $\eta_0$ . Let

$$\varepsilon_1 = \Delta t_0, \quad \varepsilon_2 = \Delta t_0 \|\eta_0\|, \quad \varepsilon_3 = \Delta t_0 + \|\eta_0\|.$$

It follows from Lemma B.2 that

$$\begin{aligned} \mathbf{T}^{-1} &= \mathbf{T}_0^{-1} + O(\varepsilon_1 \varepsilon_3), \\ \mathbf{V}^{-1} &= \mathbf{V}_0^{-1} + O(\varepsilon_2). \end{aligned} \quad (\text{B.22})$$

Then define

$$\psi_t = 1 - \delta t \lambda_x(\hat{H}).$$

Since

$$\log(1 - \delta t \lambda_x) = -\delta t \cdot \lambda_x + O(\delta t^2),$$

we obtain

$$\psi_t^n = \exp n(\log(1 - \delta t \lambda_x(\hat{H}))) = |\psi_t|^n \exp(-in \delta t \operatorname{Im} \lambda_x(\hat{H})) + O(\delta t).$$

For the upper left corner in (B.24) we have

$$\Lambda_{11}^n = (\psi_t + O(\varepsilon_1 \varepsilon_3))^n = \psi_t^n + O(\varepsilon_1).$$

The property of  $\tilde{M}_{\Pi}^0$  follows directly from Lemma B.2. The theorem is proved.  $\square$