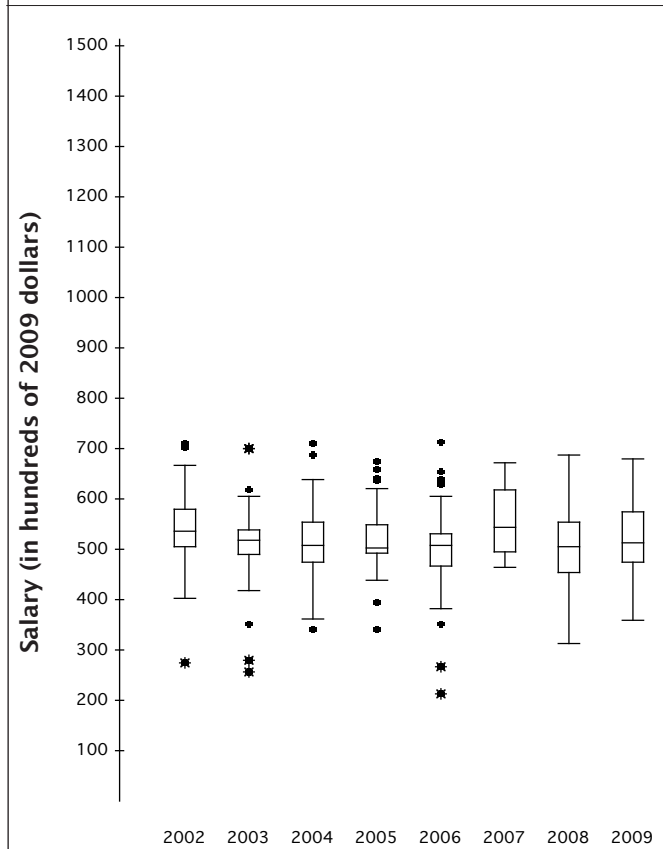


**Academic Teaching/Teaching and Research
9-10-Month Starting Salaries***
(in hundreds of dollars)

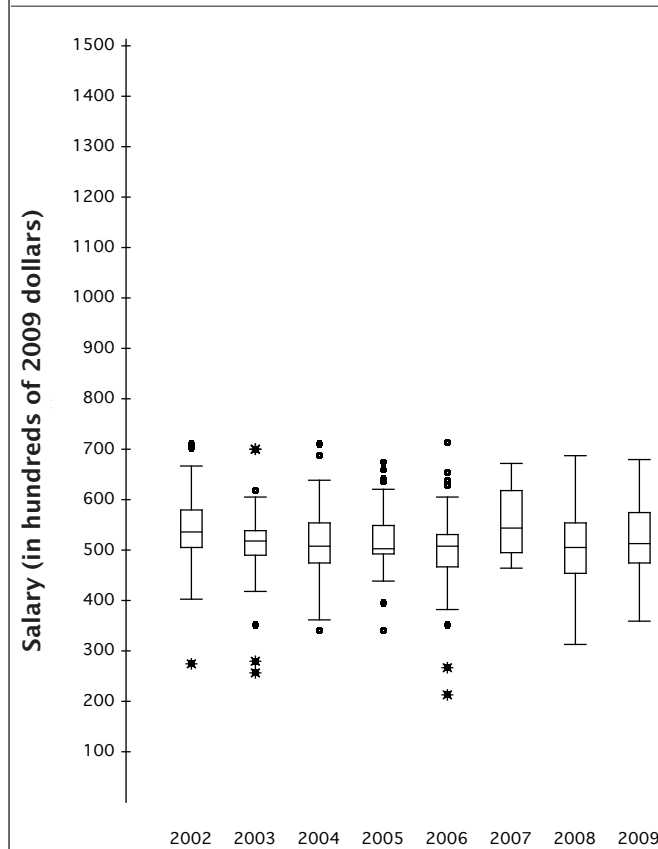
Ph.D. Year	Min	Q ₁	Median	Q ₃	Max	Reported Median in 2009 \$
1980	105	155	171	185	250	393
1985	170	230	250	270	380	446
1990	230	305	320	350	710	486
1995	220	320	350	382	640	471
1998*	140	340	370	410	700	475
2000	250	380	415	450	650	514
2003	220	415	450	510	920	525
2004	285	420	450	500	1234	510
2005	280	430	465	506	1002	510
2006	200	450	490	550	1350	521
2007	250	450	500	560	1000	517
2008	310	460	510	569	850	516
2009	320	469	515	580	1000	515
2005 M	300	430	465	510	710	
2005 F	280	430	467	501	1002	
2006 M	200	450	499	550	880	
2006 F	270	450	480	520	1350	
2007 M	320	450	500	558	1000	
2007 F	250	438	490	560	830	
2008 M	310	460	515	573	850	
2008 F	380	455	500	550	760	
Total (168 male/102 female)						
2009 M	320	460	510	571	994	
2009 F	320	471	521	600	1000	
One year or less experience (155 male/95 female)						
2009 M	320	460	510	573	820	
2009 F	320	470	520	594	1000	



* Postdoctoral salaries are included from 1998 forward.

Academic Postdoctorates Only*
9-10-Month Starting Salaries
(in hundreds of dollars)

Ph.D. Year	Min	Q ₁	Median	Q ₃	Max	Reported Median in 2009 \$
1997	180	350	385	410	450	500
1998	290	350	390	420	500	501
1999	130	365	400	418	540	506
2000	300	385	420	450	550	520
2001	250	400	425	450	566	515
2002	230	425	450	487	595	536
2003	240	420	450	480	600	525
2004	300	420	450	490	625	510
2005	310	450	460	500	615	505
2006	200	441	480	500	670	510
2007	250	450	483	550	650	499
2008	310	450	500	550	680	506
2009	360	479	515	571	680	515
2005 M	310	450	470	500	615	
2005 F	400	437	450	471	500	
2006 M	200	450	483	523	670	
2006 F	330	413	464	500	590	
2007 M	360	450	490	575	650	
2007 F	250	425	470	515	650	
2008 M	310	450	500	553	655	
2008 F	400	460	505	542	680	
Total (69 male/23 female)						
2009 M	360	460	515	558	680	
2009 F	400	493	520	603	630	
One year or less experience (66 male/23 female)						
2009 M	370	480	518	559	680	
2009 F	400	493	520	603	630	

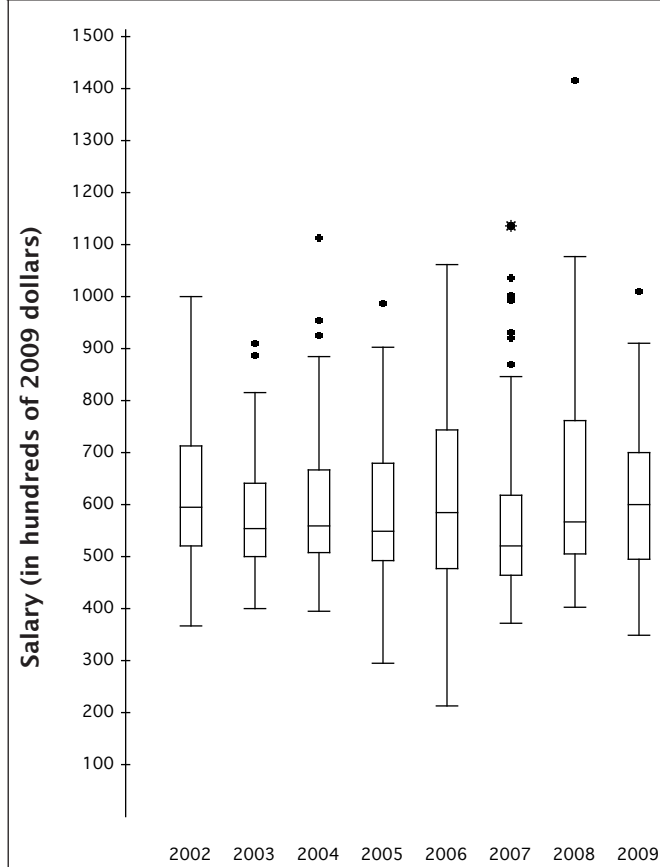


* A postdoctoral appointment is a temporary position primarily intended to provide an opportunity to extend graduate training or to further research experience.

2009 Annual Survey of the Mathematical Sciences in the United States

Academic Teaching/Teaching and Research 11-12-Month Starting Salaries* (in hundreds of dollars)

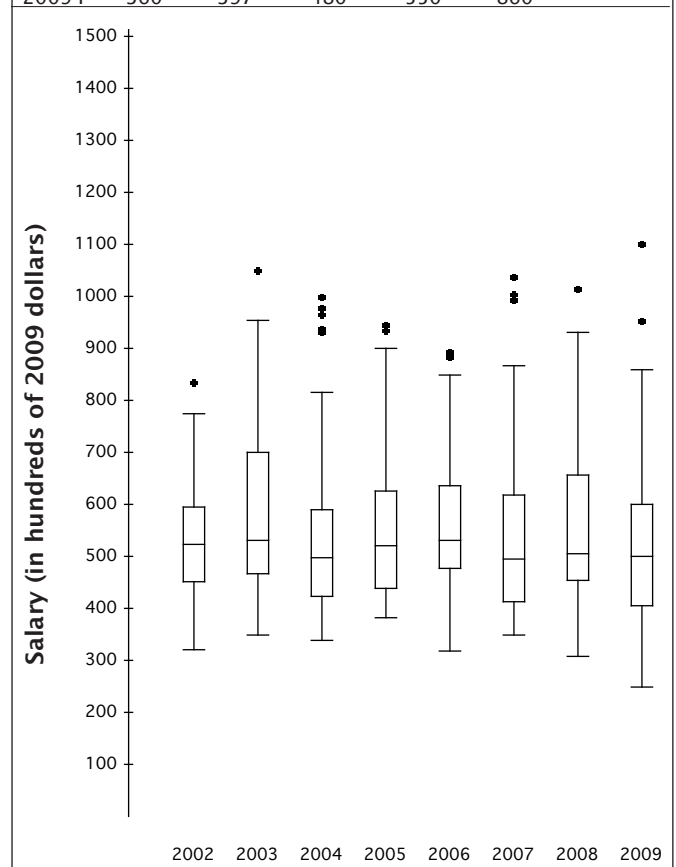
Ph.D. Year	Min	Q ₁	Median	Q ₃	Max	Reported Median in 2009 \$
1985	220	230	273	300	470	487
1990	225	318	365	404	670	555
1995	300	354	410	478	600	552
1998*	275	405	480	575	700	616
2000	300	400	485	600	1170	600
2003	345	438	475	550	780	554
2004	350	450	495	583	980	561
2005	270	450	500	615	900	549
2006	200	450	550	700	1000	585
2007	340	450	504	600	1100	521
2008	400	500	560	753	1400	567
2009	350	499	600	681	1772	600
2005 M	270	455	490	549	900	
2005 F	420	450	570	753	824	
2006 M	300	450	535	685	900	
2006 F	200	520	600	850	1000	
2007 M	360	440	500	600	1100	
2007 F	340	480	529	703	1003	
2008 M	419	530	560	750	1400	
2008 F	400	498	540	757	1067	
Total (44 male/24 female)						
2009 M	350	499	565	616	1772	
2009 F	360	529	600	785	911	
One year or less experience (42 male/23 female)						
2009 M	350	500	565	614	1772	
2009 F	360	508	600	790	911	



* Postdoctoral salaries are included from 1998 forward.

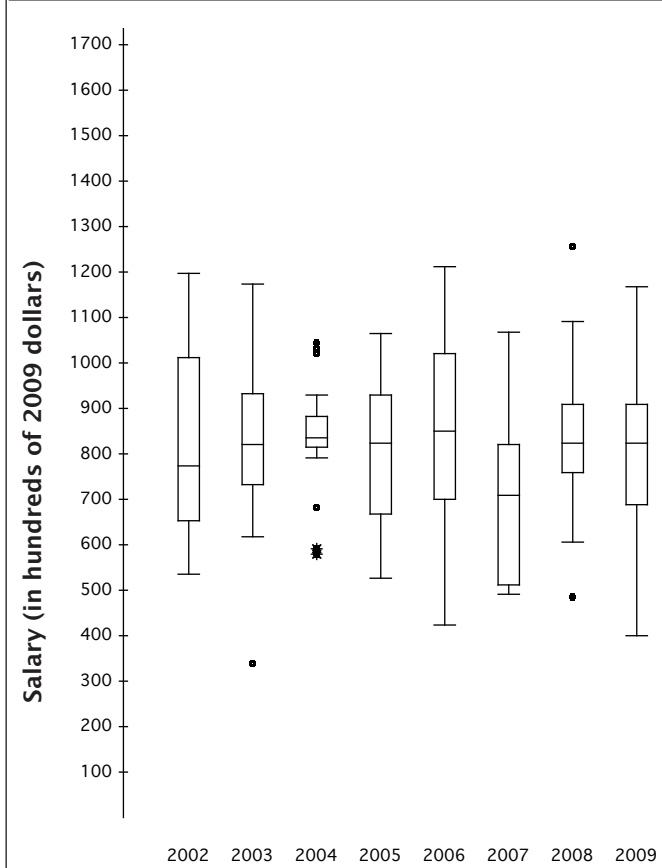
Academic Research Only 11-12-Month Starting Salaries (in hundreds of dollars)

Ph.D. Year	Min	Q ₁	Median	Q ₃	Max	Reported Median in 2009 \$
1995	196	280	340	370	587	458
1999	270	370	400	480	720	506
2000	300	365	400	529	1000	495
2001	300	350	400	575	796	484
2002	270	380	440	500	700	524
2003	300	405	455	600	900	531
2004	300	378	440	510	880	499
2005	350	400	475	570	860	521
2006	300	450	500	600	840	531
2007	340	415	480	540	1003	496
2008	305	450	500	577	1000	506
2009	250	410	500	600	1100	500
2005 M	350	420	480	580	860	
2005 F	350	400	475	529	850	
2006 M	350	450	500	600	830	
2006 F	300	455	540	680	840	
2007 M	360	400	470	600	970	
2007 F	340	465	480	504	1003	
2008 M	305	450	500	550	1000	
2008 F	370	465	500	675	920	
Total (52 male/22 female)						
2009 M	250	420	500	600	1100	
2009 F	360	400	490	550	860	
One year or less experience (46 male/19 female)						
2009 M	250	420	495	600	1100	
2009 F	360	397	480	550	860	



Government
11-12-Month Starting Salaries
 (in hundreds of dollars)

Ph.D. Year	Min	Q ₁	Median	Q ₃	Max	Reported Median in 2009 \$	
1985	263	294	325	381	440	579	
1990	320	345	378	430	587	575	
1995	370	440	494	507	650	665	
2000	440	540	600	640	830	743	
2002	450	551	650	775	1005	775	
2003	290	668	705	763	1008	822	
2004	510	720	738	780	920	837	
2005	480	610	752	848	972	825	
2006	400	678	800	961	1140	850	
2007	480	500	690	800	1040	713	
2008	480	750	815	900	1240	825	
2009	400	696	825	903	1170	825	
2005 M	500	668	790	902	955		
2005 F	480	540	750	770	972		
2006 M	500	660	800	960	1000		
2006 F	400	775	790	1043	1140		
2007 M	480	500	695	813	1040		
2007 F	To few women to report separately.						
2008 M	600	790	830	982	1240		
2008 F	480	720	810	863	930		
Total (23 male/9 female)							
2009 M	580	715	850	905	1170		
2009 F	400	670	710	859	1130		
One year or less experience (16 male/7 female)							
2009 M	580	707	825	877	1000		
2009 F	400	635	690	785	956		



Business and Industry
11-12-Month Starting Salaries
 (in hundreds of dollars)

Ph.D. Year	Min	Q ₁	Median	Q ₃	Max	Reported Median in 2009 \$	
1985	260	360	400	420	493	713	
1990	320	438	495	533	700	753	
1995	288	480	568	690	1250	765	
2000	200	640	720	800	1500	891	
2002	325	734	780	850	1400	929	
2003	300	700	800	900	1250	933	
2004	400	728	817	900	1800	927	
2005	510	755	870	978	2000	955	
2006	340	800	900	1000	1550	957	
2007	400	780	900	1000	2500	930	
2008	518	780	900	1000	1700	911	
2009	420	746	900	1000	2350	900	
2005 M	510	760	930	1005	2000		
2005 F	600	745	860	890	1100		
2006 M	340	750	890	1000	1450		
2006 F	500	850	900	960	1550		
2007 M	400	760	920	1000	2500		
2007 F	710	800	855	950	1270		
2008 M	518	768	910	1013	1700		
2008 F	700	800	900	955	1250		
Total (59 male/24 female)							
2009 M	420	740	900	1000	2350		
2009 F	500	785	915	992	1070		
One year or less experience (49 male/23 female)							
2009 M	470	715	850	1000	1400		
2009 F	500	771	910	995	1070		

