

## Supplemental Table(s) for the Report on New Doctoral Recipients

### Section on Demographics

Supplemental Table D.1: Gender, Race/Ethnicity & Citizenship of  
2010-2011 New Doctoral Recipients, July 1, 2010 - June 30, 2011

#### Groups I, II, III, IV & Va Combined

206 of 301 departments responding ( 13 with no degrees)

|              | MEN         |           |            |          |            | WOMEN       |           |            |          |            | TOTAL       |
|--------------|-------------|-----------|------------|----------|------------|-------------|-----------|------------|----------|------------|-------------|
|              | Citizenship |           |            |          |            | Citizenship |           |            |          |            |             |
|              | US          | Non-US    |            |          | Total      | US          | Non-US    |            |          | Total      |             |
|              |             | Perm      | Temp       | Unk      |            |             | Perm      | Temp       | Unk      |            |             |
| Am Ind/Alas  | 3           | 0         | 4          | 0        | 7          | 1           | 0         | 0          | 0        | 1          | 8           |
| Asian        | 25          | 15        | 258        | 4        | 302        | 8           | 18        | 132        | 7        | 165        | 467         |
| Bl/Afr Am    | 10          | 2         | 9          | 0        | 21         | 11          | 0         | 4          | 1        | 16         | 37          |
| Hisp/Lat     | 10          | 1         | 27         | 0        | 38         | 1           | 2         | 11         | 0        | 14         | 52          |
| Haw/Pac Is   | 2           | 0         | 0          | 0        | 2          | 1           | 0         | 0          | 0        | 1          | 3           |
| White        | 402         | 6         | 106        | 0        | 514        | 150         | 11        | 30         | 0        | 191        | 705         |
| Unknown      | 10          | 1         | 1          | 0        | 12         | 2           | 2         | 1          | 0        | 5          | 17          |
| <b>TOTAL</b> | <b>462</b>  | <b>25</b> | <b>405</b> | <b>4</b> | <b>896</b> | <b>174</b>  | <b>33</b> | <b>178</b> | <b>8</b> | <b>393</b> | <b>1289</b> |

#### Group I (Public)

Doctorate Granting Departments of Mathematics

22 of 25 departments responding ( 0 with no degrees)

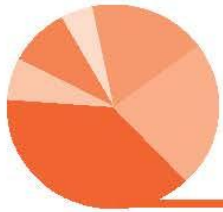
|              | MEN         |          |           |          |            | WOMEN       |          |           |          |           | TOTAL      |
|--------------|-------------|----------|-----------|----------|------------|-------------|----------|-----------|----------|-----------|------------|
|              | Citizenship |          |           |          |            | Citizenship |          |           |          |           |            |
|              | US          | Non-US   |           |          | Total      | US          | Non-US   |           |          | Total     |            |
|              |             | Perm     | Temp      | Unk      |            |             | Perm     | Temp      | Unk      |           |            |
| Am Ind/Alas  | 0           | 0        | 3         | 0        | 3          | 0           | 0        | 0         | 0        | 0         | 3          |
| Asian        | 6           | 1        | 53        | 0        | 60         | 5           | 1        | 27        | 0        | 33        | 93         |
| Bl/Afr Am    | 2           | 0        | 1         | 0        | 3          | 0           | 0        | 0         | 0        | 0         | 3          |
| Hisp/Lat     | 4           | 0        | 6         | 0        | 10         | 0           | 1        | 3         | 0        | 4         | 14         |
| Haw/Pac Is   | 0           | 0        | 0         | 0        | 0          | 0           | 0        | 0         | 0        | 0         | 0          |
| White        | 104         | 2        | 28        | 0        | 134        | 22          | 2        | 8         | 0        | 32        | 166        |
| Unknown      | 3           | 1        | 0         | 0        | 4          | 1           | 2        | 0         | 0        | 3         | 7          |
| <b>TOTAL</b> | <b>119</b>  | <b>4</b> | <b>91</b> | <b>0</b> | <b>214</b> | <b>28</b>   | <b>6</b> | <b>38</b> | <b>0</b> | <b>72</b> | <b>286</b> |

#### Group I (Private)

Doctorate Granting Departments of Mathematics

13 of 23 departments responding ( 0 with no degrees)

|              | MEN         |          |           |          |            | WOMEN       |          |           |          |           | TOTAL      |
|--------------|-------------|----------|-----------|----------|------------|-------------|----------|-----------|----------|-----------|------------|
|              | Citizenship |          |           |          |            | Citizenship |          |           |          |           |            |
|              | US          | Non-US   |           |          | Total      | US          | Non-US   |           |          | Total     |            |
|              |             | Perm     | Temp      | Unk      |            |             | Perm     | Temp      | Unk      |           |            |
| Am Ind/Alas  | 0           | 0        | 0         | 0        | 0          | 0           | 0        | 0         | 0        | 0         | 0          |
| Asian        | 3           | 1        | 31        | 0        | 35         | 1           | 0        | 13        | 0        | 14        | 49         |
| Bl/Afr Am    | 0           | 0        | 2         | 0        | 2          | 1           | 0        | 0         | 0        | 1         | 3          |
| Hisp/Lat     | 0           | 0        | 2         | 0        | 2          | 0           | 0        | 0         | 0        | 0         | 2          |
| Haw/Pac Is   | 0           | 0        | 0         | 0        | 0          | 0           | 0        | 0         | 0        | 0         | 0          |
| White        | 49          | 0        | 26        | 0        | 75         | 13          | 1        | 2         | 0        | 16        | 91         |
| Unknown      | 2           | 0        | 0         | 0        | 2          | 0           | 0        | 0         | 0        | 0         | 2          |
| <b>TOTAL</b> | <b>54</b>   | <b>1</b> | <b>61</b> | <b>0</b> | <b>116</b> | <b>15</b>   | <b>1</b> | <b>15</b> | <b>0</b> | <b>31</b> | <b>147</b> |



Supplemental Table(s) for the Report on New Doctoral Recipients

**Group II**

Doctorate Granting Departments of Mathematics

49 of 56 departments responding ( 1 with no degrees)

|              | MEN         |          |            |          |            | WOMEN       |          |           |          |           | TOTAL      |
|--------------|-------------|----------|------------|----------|------------|-------------|----------|-----------|----------|-----------|------------|
|              | Citizenship |          |            |          |            | Citizenship |          |           |          |           |            |
|              | US          | Non-US   |            |          | Total      | US          | Non-US   |           |          | Total     |            |
|              |             | Perm     | Temp       | Unk      |            |             | Perm     | Temp      | Unk      |           |            |
| Am Ind/Alas  | 1           | 0        | 0          | 0        | 1          | 0           | 0        | 0         | 0        | 0         | 1          |
| Asian        | 7           | 0        | 61         | 1        | 69         | 0           | 2        | 25        | 0        | 27        | 96         |
| Bl/Afr Am    | 2           | 1        | 3          | 0        | 6          | 2           | 0        | 0         | 0        | 2         | 8          |
| Hisp/Lat     | 1           | 1        | 11         | 0        | 13         | 1           | 0        | 4         | 0        | 5         | 18         |
| Haw/Pac Is   | 1           | 0        | 0          | 0        | 1          | 0           | 0        | 0         | 0        | 0         | 1          |
| White        | 133         | 1        | 26         | 0        | 160        | 43          | 3        | 10        | 0        | 56        | 216        |
| Unknown      | 1           | 0        | 1          | 0        | 2          | 0           | 0        | 0         | 0        | 0         | 2          |
| <b>TOTAL</b> | <b>146</b>  | <b>3</b> | <b>102</b> | <b>1</b> | <b>252</b> | <b>46</b>   | <b>5</b> | <b>39</b> | <b>0</b> | <b>90</b> | <b>342</b> |

**Group III**

Doctorate Granting Departments of Mathematics

56 of 81 departments responding ( 8 with no degrees)

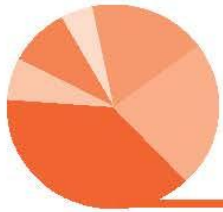
|              | MEN         |          |           |          |            | WOMEN       |          |           |          |           | TOTAL      |
|--------------|-------------|----------|-----------|----------|------------|-------------|----------|-----------|----------|-----------|------------|
|              | Citizenship |          |           |          |            | Citizenship |          |           |          |           |            |
|              | US          | Non-US   |           |          | Total      | US          | Non-US   |           |          | Total     |            |
|              |             | Perm     | Temp      | Unk      |            |             | Perm     | Temp      | Unk      |           |            |
| Am Ind/Alas  | 0           | 0        | 1         | 0        | 1          | 1           | 0        | 0         | 0        | 1         | 2          |
| Asian        | 0           | 2        | 31        | 1        | 34         | 0           | 3        | 14        | 1        | 18        | 52         |
| Bl/Afr Am    | 4           | 1        | 1         | 0        | 6          | 3           | 0        | 3         | 0        | 6         | 12         |
| Hisp/Lat     | 1           | 0        | 2         | 0        | 3          | 0           | 1        | 2         | 0        | 3         | 6          |
| Haw/Pac Is   | 0           | 0        | 0         | 0        | 0          | 0           | 0        | 0         | 0        | 0         | 0          |
| White        | 52          | 3        | 13        | 0        | 68         | 22          | 1        | 6         | 0        | 29        | 97         |
| Unknown      | 0           | 0        | 0         | 0        | 0          | 0           | 0        | 1         | 0        | 1         | 1          |
| <b>TOTAL</b> | <b>57</b>   | <b>6</b> | <b>48</b> | <b>1</b> | <b>112</b> | <b>26</b>   | <b>5</b> | <b>26</b> | <b>1</b> | <b>58</b> | <b>170</b> |

**Groups I, II & III Combined**

Doctorate Granting Departments of Mathematics

140 of 185 departments responding ( 9 with no degrees)

|              | MEN         |           |            |          |            | WOMEN       |           |            |          |            | TOTAL      |
|--------------|-------------|-----------|------------|----------|------------|-------------|-----------|------------|----------|------------|------------|
|              | Citizenship |           |            |          |            | Citizenship |           |            |          |            |            |
|              | US          | Non-US    |            |          | Total      | US          | Non-US    |            |          | Total      |            |
|              |             | Perm      | Temp       | Unk      |            |             | Perm      | Temp       | Unk      |            |            |
| Am Ind/Alas  | 1           | 0         | 4          | 0        | 5          | 1           | 0         | 0          | 0        | 1          | 6          |
| Asian        | 16          | 4         | 176        | 2        | 198        | 6           | 6         | 79         | 1        | 92         | 290        |
| Bl/Afr Am    | 8           | 2         | 7          | 0        | 17         | 6           | 0         | 3          | 0        | 9          | 26         |
| Hisp/Lat     | 6           | 1         | 21         | 0        | 28         | 1           | 2         | 9          | 0        | 12         | 40         |
| Haw/Pac Is   | 1           | 0         | 0          | 0        | 1          | 0           | 0         | 0          | 0        | 0          | 1          |
| White        | 338         | 6         | 93         | 0        | 437        | 100         | 7         | 26         | 0        | 133        | 570        |
| Unknown      | 6           | 1         | 1          | 0        | 8          | 1           | 2         | 1          | 0        | 4          | 12         |
| <b>TOTAL</b> | <b>376</b>  | <b>14</b> | <b>302</b> | <b>2</b> | <b>694</b> | <b>115</b>  | <b>17</b> | <b>118</b> | <b>1</b> | <b>251</b> | <b>945</b> |



Supplemental Table(s) for the Report on New Doctoral Recipients

**Group IV**

Doctorate Granting Departments of Statistics

35 of 58 departments responding ( 2 with no degrees)

|              | MEN         |          |           |          |            | WOMEN       |           |           |          |           | TOTAL      |
|--------------|-------------|----------|-----------|----------|------------|-------------|-----------|-----------|----------|-----------|------------|
|              | Citizenship |          |           |          |            | Citizenship |           |           |          |           |            |
|              | US          | Non-US   |           |          | Total      | US          | Non-US    |           |          | Total     |            |
|              |             | Perm     | Temp      | Unk      |            |             | Perm      | Temp      | Unk      |           |            |
| Am Ind/Alas  | 1           | 0        | 0         | 0        | 1          | 0           | 0         | 0         | 0        | 0         | 1          |
| Asian        | 7           | 7        | 67        | 0        | 81         | 0           | 11        | 47        | 1        | 59        | 140        |
| Bl/Afr Am    | 2           | 0        | 1         | 0        | 3          | 2           | 0         | 1         | 0        | 3         | 6          |
| Hisp/Lat     | 0           | 0        | 3         | 0        | 3          | 0           | 0         | 1         | 0        | 1         | 4          |
| Haw/Pac Is   | 0           | 0        | 0         | 0        | 0          | 0           | 0         | 0         | 0        | 0         | 0          |
| White        | 41          | 0        | 4         | 0        | 45         | 31          | 2         | 3         | 0        | 36        | 81         |
| Unknown      | 0           | 0        | 0         | 0        | 0          | 0           | 0         | 0         | 0        | 0         | 0          |
| <b>TOTAL</b> | <b>51</b>   | <b>7</b> | <b>75</b> | <b>0</b> | <b>133</b> | <b>33</b>   | <b>13</b> | <b>52</b> | <b>1</b> | <b>99</b> | <b>232</b> |

**Group IV**

Doctorate Granting Departments of Biostatistics

16 of 35 departments responding ( 1 with no degrees)

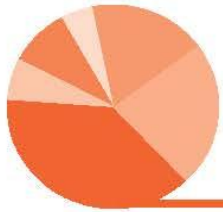
|              | MEN         |          |          |          |           | WOMEN       |          |          |          |           | TOTAL     |
|--------------|-------------|----------|----------|----------|-----------|-------------|----------|----------|----------|-----------|-----------|
|              | Citizenship |          |          |          |           | Citizenship |          |          |          |           |           |
|              | US          | Non-US   |          |          | Total     | US          | Non-US   |          |          | Total     |           |
|              |             | Perm     | Temp     | Unk      |           |             | Perm     | Temp     | Unk      |           |           |
| Am Ind/Alas  | 0           | 0        | 0        | 0        | 0         | 0           | 0        | 0        | 0        | 0         | 0         |
| Asian        | 1           | 2        | 6        | 2        | 11        | 2           | 1        | 2        | 5        | 10        | 21        |
| Bl/Afr Am    | 0           | 0        | 0        | 0        | 0         | 3           | 0        | 0        | 1        | 4         | 4         |
| Hisp/Lat     | 0           | 0        | 2        | 0        | 2         | 0           | 0        | 1        | 0        | 1         | 3         |
| Haw/Pac Is   | 0           | 0        | 0        | 0        | 0         | 0           | 0        | 0        | 0        | 0         | 0         |
| White        | 10          | 0        | 1        | 0        | 11        | 13          | 2        | 0        | 0        | 15        | 26        |
| Unknown      | 0           | 0        | 0        | 0        | 0         | 1           | 0        | 0        | 0        | 1         | 1         |
| <b>TOTAL</b> | <b>11</b>   | <b>2</b> | <b>9</b> | <b>2</b> | <b>24</b> | <b>19</b>   | <b>3</b> | <b>3</b> | <b>6</b> | <b>31</b> | <b>55</b> |

**Group IV**

Doctorate Granting Departments of Statistics & Biostatistics

51 of 93 departments responding ( 3 with no degrees)

|              | MEN         |          |           |          |            | WOMEN       |           |           |          |            | TOTAL      |
|--------------|-------------|----------|-----------|----------|------------|-------------|-----------|-----------|----------|------------|------------|
|              | Citizenship |          |           |          |            | Citizenship |           |           |          |            |            |
|              | US          | Non-US   |           |          | Total      | US          | Non-US    |           |          | Total      |            |
|              |             | Perm     | Temp      | Unk      |            |             | Perm      | Temp      | Unk      |            |            |
| Am Ind/Alas  | 1           | 0        | 0         | 0        | 1          | 0           | 0         | 0         | 0        | 0          | 1          |
| Asian        | 8           | 9        | 73        | 2        | 92         | 2           | 12        | 49        | 6        | 69         | 161        |
| Bl/Afr Am    | 2           | 0        | 1         | 0        | 3          | 5           | 0         | 1         | 1        | 7          | 10         |
| Hisp/Lat     | 0           | 0        | 5         | 0        | 5          | 0           | 0         | 2         | 0        | 2          | 7          |
| Haw/Pac Is   | 0           | 0        | 0         | 0        | 0          | 0           | 0         | 0         | 0        | 0          | 0          |
| White        | 51          | 0        | 5         | 0        | 56         | 44          | 4         | 3         | 0        | 51         | 107        |
| Unknown      | 0           | 0        | 0         | 0        | 0          | 1           | 0         | 0         | 0        | 1          | 1          |
| <b>TOTAL</b> | <b>62</b>   | <b>9</b> | <b>84</b> | <b>2</b> | <b>157</b> | <b>52</b>   | <b>16</b> | <b>55</b> | <b>7</b> | <b>130</b> | <b>287</b> |



Supplemental Table(s) for the Report on New Doctoral Recipients

**Group Va**

Doctorate Granting Departments of Applied Mathematics

15 of 23 departments responding ( 1 with no degrees)

|              | MEN         |          |           |          |           | WOMEN       |          |          |          |           | TOTAL     |
|--------------|-------------|----------|-----------|----------|-----------|-------------|----------|----------|----------|-----------|-----------|
|              | Citizenship |          |           |          |           | Citizenship |          |          |          |           |           |
|              | US          | Non-US   |           |          | Total     | US          | Non-US   |          |          | Total     |           |
|              |             | Perm     | Temp      | Unk      |           |             | Perm     | Temp     | Unk      |           |           |
| Am Ind/Alas  | 1           | 0        | 0         | 0        | 1         | 0           | 0        | 0        | 0        | 0         | 1         |
| Asian        | 1           | 2        | 9         | 0        | 12        | 0           | 0        | 4        | 0        | 4         | 16        |
| Bl/Afr Am    | 0           | 0        | 1         | 0        | 1         | 0           | 0        | 0        | 0        | 0         | 1         |
| Hisp/Lat     | 4           | 0        | 1         | 0        | 5         | 0           | 0        | 0        | 0        | 0         | 5         |
| Haw/Pac Is   | 1           | 0        | 0         | 0        | 1         | 1           | 0        | 0        | 0        | 1         | 2         |
| White        | 13          | 0        | 8         | 0        | 21        | 6           | 0        | 1        | 0        | 7         | 28        |
| Unknown      | 4           | 0        | 0         | 0        | 4         | 0           | 0        | 0        | 0        | 0         | 4         |
| <b>TOTAL</b> | <b>24</b>   | <b>2</b> | <b>19</b> | <b>0</b> | <b>45</b> | <b>7</b>    | <b>0</b> | <b>5</b> | <b>0</b> | <b>12</b> | <b>57</b> |