

Supplemental Table(s) for the Report on New Doctoral Recipients

Section on Demographics

Supplemental Table D.1: Gender, Race/Ethnicity & Citizenship of
2010-2011 New Doctoral Recipients, July 1, 2010 - June 30, 2011

Groups I, II, III, IV & Va Combined

298 of 302 departments responding (37 with no degrees)

	MEN					WOMEN					TOTAL		
	Citizenship					Citizenship							
	US	Non-US				Total	US	Non-US				Total	
		Perm	Temp	Unk	Temp			Unk					
Am Ind/Alas	3	0	4	0	7	1	0	0	0	1	8		
Asian	28	23	308	14	373	12	25	166	11	214	587		
Bl/Afr Am	11	4	7	0	22	10	1	4	1	16	38		
Hisp/Lat	15	3	32	2	52	5	3	12	2	22	74		
Haw/Pac Is	2	0	0	0	2	1	1	0	0	2	4		
White	456	12	129	7	604	179	14	40	3	236	840		
Unknown	59	2	5	3	69	20	5	6	2	33	102		
TOTAL	574	44	485	26	1129	228	49	228	19	524	1653		

Total
US Perm Temp Unk
802 93 713 45

Group I (Public)

Doctorate Granting Departments of Mathematics

25 of 25 departments responding (0 with no degrees)

	MEN					WOMEN					TOTAL		
	Citizenship					Citizenship							
	US	Non-US				Total	US	Non-US				Total	
		Perm	Temp	Unk	Temp			Unk					
Am Ind/Alas	0	0	3	0	3	0	0	0	0	0	3		
Asian	6	1	64	5	76	5	1	28	2	36	112		
Bl/Afr Am	3	0	1	0	4	0	0	0	0	0	4		
Hisp/Lat	4	0	7	1	12	1	0	3	0	4	16		
Haw/Pac Is	0	0	0	0	0	0	0	0	0	0	0		
White	107	3	33	2	145	27	2	8	1	38	183		
Unknown	16	0	0	0	16	4	2	1	0	7	23		
TOTAL	136	4	108	8	256	37	5	40	3	85	341		

Total
US Perm Temp Unk
173 9 148 11

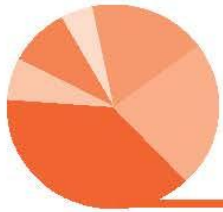
Group I (Private)

Doctorate Granting Departments of Mathematics

23 of 23 departments responding (0 with no degrees)

	MEN					WOMEN					TOTAL		
	Citizenship					Citizenship							
	US	Non-US				Total	US	Non-US				Total	
		Perm	Temp	Unk	Temp			Unk					
Am Ind/Alas	0	0	0	0	0	0	0	0	0	0	0		
Asian	3	2	43	0	48	1	0	16	1	18	66		
Bl/Afr Am	0	0	1	0	1	1	0	0	0	1	2		
Hisp/Lat	1	0	6	0	7	1	0	0	1	2	9		
Haw/Pac Is	0	0	0	0	0	0	0	0	0	0	0		
White	68	1	37	1	107	17	3	6	0	26	133		
Unknown	7	0	0	1	8	0	0	0	1	1	9		
TOTAL	79	3	87	2	171	20	3	22	3	48	219		

Total
US Perm Temp Unk
99 6 109 5



Supplemental Table(s) for the Report on New Doctoral Recipients

Group II

Doctorate Granting Departments of Mathematics

55 of 56 departments responding (1 with no degrees)

	MEN					WOMEN					TOTAL
	Citizenship					Citizenship					
	US	Non-US			Total	US	Non-US			Total	
		Perm	Temp	Unk			Perm	Temp	Unk		
Am Ind/Alas	1	0	0	0	1	0	0	0	0	0	1
Asian	8	1	61	1	71	0	3	25	0	28	99
Bl/Afr Am	2	1	3	0	6	2	0	0	0	2	8
Hisp/Lat	3	2	10	0	15	1	0	4	0	5	20
Haw/Pac Is	1	0	0	0	1	0	0	0	0	0	1
White	140	4	26	0	170	45	3	10	1	59	229
Unknown	6	0	1	0	7	3	0	0	0	3	10
TOTAL	161	8	101	1	271	51	6	39	1	97	368

Total
US Perm Temp Unk
212 14 140 2

Group III

Doctorate Granting Departments of Mathematics

81 of 81 departments responding (22 with no degrees)

	MEN					WOMEN					TOTAL
	Citizenship					Citizenship					
	US	Non-US			Total	US	Non-US			Total	
		Perm	Temp	Unk			Perm	Temp	Unk		
Am Ind/Alas	0	0	1	0	1	1	0	0	0	1	2
Asian	1	3	31	1	36	2	6	14	2	24	60
Bl/Afr Am	4	1	1	0	6	3	0	3	0	6	12
Hisp/Lat	1	1	2	0	4	0	1	3	0	4	8
Haw/Pac Is	0	0	0	0	0	0	0	0	0	0	0
White	65	3	16	0	84	25	2	9	0	36	120
Unknown	1	0	0	0	1	1	0	0	0	1	2
TOTAL	72	8	51	1	132	32	9	29	2	72	204

Total
US Perm Temp Unk
104 17 80 3

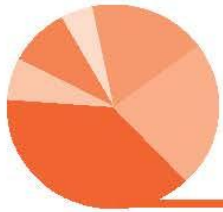
Groups I, II & III Combined

Doctorate Granting Departments of Mathematics

184 of 185 departments responding (23 with no degrees)

	MEN					WOMEN					TOTAL
	Citizenship					Citizenship					
	US	Non-US			Total	US	Non-US			Total	
		Perm	Temp	Unk			Perm	Temp	Unk		
Am Ind/Alas	1	0	4	0	5	1	0	0	0	1	6
Asian	18	7	199	7	231	8	10	83	5	106	337
Bl/Afr Am	9	2	6	0	17	6	0	3	0	9	26
Hisp/Lat	9	3	25	1	38	3	1	10	1	15	53
Haw/Pac Is	1	0	0	0	1	0	0	0	0	0	1
White	380	11	112	3	506	114	10	33	2	159	665
Unknown	30	0	1	1	32	8	2	1	1	12	44
TOTAL	448	23	347	12	830	140	23	130	9	302	1132

Total
US Perm Temp Unk
588 46 477 21



Supplemental Table(s) for the Report on New Doctoral Recipients

Group IV

Doctorate Granting Departments of Statistics

57 of 58 departments responding (4 with no degrees)

	MEN					WOMEN					TOTAL
	Citizenship					Citizenship					
	US	Non-US			Total	US	Non-US			Total	
		Perm	Temp	Unk			Perm	Temp	Unk		
Am Ind/Alas	1	0	0	0	1	0	0	0	0	0	1
Asian	7	11	76	3	97	2	11	57	2	72	169
Bl/Afr Am	2	0	0	0	2	2	0	1	0	3	5
Hisp/Lat	0	0	3	1	4	0	0	1	1	2	6
Haw/Pac Is	0	0	0	0	0	0	1	0	0	1	1
White	46	1	7	2	56	31	3	6	1	41	97
Unknown	21	1	0	1	23	8	1	0	1	10	33
TOTAL	77	13	86	7	183	43	16	65	5	129	312

Total
US Perm Temp Unk
120 29 151 12

Group IV

Doctorate Granting Departments of Biostatistics

33 of 35 departments responding (6 with no degrees)

	MEN					WOMEN					TOTAL
	Citizenship					Citizenship					
	US	Non-US			Total	US	Non-US			Total	
		Perm	Temp	Unk			Perm	Temp	Unk		
Am Ind/Alas	0	0	0	0	0	0	0	0	0	0	0
Asian	1	3	15	3	22	2	3	16	4	25	47
Bl/Afr Am	0	2	0	0	2	2	0	0	1	3	5
Hisp/Lat	0	0	2	0	2	1	2	1	0	4	6
Haw/Pac Is	0	0	0	0	0	0	0	0	0	0	0
White	14	0	2	0	16	27	1	0	0	28	44
Unknown	0	1	3	0	4	3	2	4	0	9	13
TOTAL	15	6	22	3	46	35	8	21	5	69	115

Total
US Perm Temp Unk
50 14 43 8

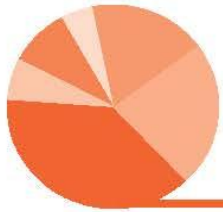
Group IV

Doctorate Granting Departments of Statistics & Biostatistics

90 of 93 departments responding (10 with no degrees)

	MEN					WOMEN					TOTAL
	Citizenship					Citizenship					
	US	Non-US			Total	US	Non-US			Total	
		Perm	Temp	Unk			Perm	Temp	Unk		
Am Ind/Alas	1	0	0	0	1	0	0	0	0	0	1
Asian	8	14	91	6	119	4	14	73	6	97	216
Bl/Afr Am	2	2	0	0	4	4	0	1	1	6	10
Hisp/Lat	0	0	5	1	6	1	2	2	1	6	12
Haw/Pac Is	0	0	0	0	0	0	1	0	0	1	1
White	60	1	9	2	72	58	4	6	1	69	141
Unknown	21	2	3	1	27	11	3	4	1	19	46
TOTAL	92	19	108	10	229	78	24	86	10	198	427

Total
US Perm Temp Unk
170 43 194 20



Supplemental Table(s) for the Report on New Doctoral Recipients

Group Va

Doctorate Granting Departments of Applied Mathematics

24 of 24 departments responding (4 with no degrees)

	MEN					WOMEN					TOTAL
	Citizenship					Citizenship					
	US	Non-US			Total	US	Non-US			Total	
		Perm	Temp	Unk			Perm	Temp	Unk		
Am Ind/Alas	1	0	0	0	1	0	0	0	0	0	1
Asian	2	2	18	1	23	0	1	10	0	11	34
Bl/Afr Am	0	0	1	0	1	0	1	0	0	1	2
Hisp/Lat	6	0	2	0	8	1	0	0	0	1	9
Haw/Pac Is	1	0	0	0	1	1	0	0	0	1	2
White	16	0	8	2	26	7	0	1	0	8	34
Unknown	8	0	1	1	10	1	0	1	0	2	12
TOTAL	34	2	30	4	70	10	2	12	0	24	94

Total
US Perm Temp Unk
44 4 42 4

|