

CONICAL LIMIT SETS AND CONTINUED FRACTIONS

EDWARD CRANE AND IAN SHORT

ABSTRACT. Inspired by questions of convergence in continued fraction theory, Erdős, Piranian and Thron studied the possible sets of divergence for arbitrary sequences of Möbius maps acting on the Riemann sphere, S^2 . By identifying S^2 with the boundary of three-dimensional hyperbolic space, H^3 , we show that these sets of divergence are precisely the sets that arise as conical limit sets of subsets of H^3 . Using hyperbolic geometry, we give simple geometric proofs of the theorems of Erdős, Piranian and Thron that generalise to arbitrary dimensions. New results are also obtained about the class of conical limit sets; for example, it is closed under locally quasimetric homeomorphisms. Applications are given to continued fractions.

1. INTRODUCTION

In [11] George Piranian and Wolfgang Thron defined a class of subsets of the Riemann sphere \mathbb{C}_∞ , which they called *sets of divergence*. A set $A \subseteq \mathbb{C}_\infty$ is a set of divergence if and only if there exists a sequence (G_n) of Möbius transformations such that the sequence $(G_n(z))$ diverges for each $z \in A$ and converges for each $z \notin A$. Paul Erdős and Piranian continued the study of these sets in [9], giving a geometric characterisation of the countable sets of divergence. The motivation for these papers was the theory of real and complex continued fractions. Associated to each complex continued fraction is a sequence of Möbius transformations, and convergence of the continued fraction is equivalent to convergence of this sequence at $z = 0$. For each $m \geq 1$, let H^{m+1} denote $(m+1)$ -dimensional hyperbolic space and S^m denote its ideal boundary sphere. Möbius maps acting on S^m extend uniquely to isometries of hyperbolic space H^{m+1} . Alan Beardon and others have exploited this isometric action to give simple geometric proofs of various classical results about convergence of complex continued fractions, avoiding explicit estimates on coefficients in matrix products. These proofs still apply in higher dimensions.

Suppose that a sequence (z_n) in H^{m+1} converges ideally to a limit point x in S^m . The sequence is said to converge *conically* if there is a geodesic ray γ in H^{m+1} , landing at x , such that the points z_n are all within a bounded hyperbolic distance from γ . For any subset $E \subseteq H^{m+1}$, the *conical limit set* of E , denoted $\Lambda_c(E)$,

Received by the editors January 3, 2007.

2000 *Mathematics Subject Classification*. Primary 51B10; Secondary 40A15.

Key words and phrases. Conical limit set, continued fraction, hyperbolic geometry, quasiconformal mapping, Diophantine approximation.

The first author was supported by a junior research fellowship at Merton College, Oxford, and by the University of Bristol.

The second author was supported by Science Foundation Ireland grant 05/RFP/MAT0003.

©2007 American Mathematical Society
 Reverts to public domain 28 years from publication

consists of those points x in S^m for which there is a sequence of points in E that converges conically to x .

Proposition 1.1. *A subset of S^m is a set of divergence for some sequence of orientation preserving Möbius maps acting on S^m if and only if it is the conical limit set of some subset of H^{m+1} .*

Proposition 1.1 enables us to give purely geometric proofs of the known results about sets of divergence, and also some new results about these sets, without reference to explicit sequences of Möbius maps. Most of the proofs of [9, 11] involve explicit sequences of Möbius transformations, hence these proofs are valid only in two-dimensions. In contrast, our geometric proofs are valid in all dimensions. Our first main result consists of generalisations of the topological results of [9, 11] to arbitrary dimensions. Let $\text{CL}(m)$ be the class of all subsets of S^m that arise as conical limit sets of subsets of H^{m+1} .

Theorem 1.2. *The following hold for each $m \geq 1$.*

- (i) $\text{CL}(m)$ is contained in, but not equal to the class of $G_{\delta\sigma}$ subsets of S^m .
- (ii) The class of G_δ subsets of S^m is contained in, but not equal to $\text{CL}(m)$.
- (iii) Let Y be a sphere of codimension one in S^m . Then $\text{CL}(m)$ contains all $G_{\delta\sigma}$ subsets of Y .
- (iv) $\text{CL}(m)$ is not invariant under homeomorphisms of S^m .

The geometrical point of view suggested a number of new results about conical limit sets. They are simple to prove, given the geometrical machinery available, but if the proofs were written in terms of sets of divergence of Möbius sequences, they would seem less transparent.

Theorem 1.3. (i) *If $\{U_i : i \in I\}$ is a cover of X by open subsets of S^m , then $X \in \text{CL}(m)$ if and only if $X \cap U_i \in \text{CL}(m)$ for each $i \in I$.*
 (ii) *Two subsets E and F of S^m are, respectively, the conical limit set and the limit set of some subset of \mathbb{H}^{m+1} if and only if $E \in \text{CL}(m)$, F is closed, E is contained in F , and the interior of F is contained in the closure of E .*
 (iii) *$\text{CL}(m)$ is preserved under quasiconformal homeomorphisms of S^m for $m \geq 2$, and under quasymmetric homeomorphisms in the case $m = 1$.*

Our final theorem is the generalisation to arbitrary dimensions of Erdős and Piranian's characterisation of the countable sets of divergence of Möbius sequences acting on \mathbb{C}_∞ . The new feature of our work is the geometrical interpretation of their theorem and proof; the generalisation to arbitrary dimension is a consequence. For any subset $E \subseteq S^m$, let $\overline{\text{co}}(E)$ denote the hyperbolic convex hull of E in \mathbb{H}^{m+1} . Then we define inductively a set E^χ for each ordinal χ , as follows:

$$E^1 = E,$$

$$E^{\chi+1} = E^\chi \setminus \Lambda_c(\mathbb{H}^{m+1} \setminus \overline{\text{co}}(E^\chi)),$$

and

$$E^\chi = \bigcap_{\psi < \chi} E^\psi, \quad \text{for a limit ordinal } \chi.$$

Theorem 1.4. *For $m \geq 1$, a countable set $E \subseteq S^m$ is in $\text{CL}(m)$ if and only if there exists an ordinal χ such that $E^\chi = \emptyset$.*

2. BACKGROUND AND DEFINITIONS

2.1. Möbius maps and hyperbolic space. Much of this paper will be concerned with groups of Möbius maps and with the geometry of H^m ($m \geq 2$), the m -dimensional hyperbolic space. In this section we set out some basic facts about Möbius maps and models of H^m , in order to establish notation. We will use standard properties of hyperbolic geometry without comment, and for more detail the reader may wish to consult [3] or [12].

The hyperbolic space H^m has a Riemannian metric ds^2 with distance function $\rho(x, y)$. The space H^m is the unique connected and simply-connected m -dimensional Riemannian manifold of constant curvature -1 . The full group of isometries of H^m is denoted $\text{Isom}(H^m)$. The subgroup of orientation-preserving isometries is denoted $\text{Isom}^+(H^m)$.

We will use two standard conformal models of the metric space (H^m, ρ) : the ball model and the upper half-space model. In both models we will denote the hyperbolic distance by ρ , but we will always make it clear which model we are using when giving explicit constructions. Before introducing these two models of H^m , it is necessary to define Möbius transformations in several dimensions.

The space \mathbb{R}_∞^m is the one-point compactification of Euclidean space \mathbb{R}^m ; it consists of \mathbb{R}^m together with a single extra point ∞ . The Möbius group $\text{Möb}(m)$ is the full group of conformal homeomorphisms of \mathbb{R}_∞^m . It is generated by reflections in planes and spherical inversions.

The Poincaré ball model consists of the open unit ball

$$\mathbb{B}^m = \{x \in \mathbb{R}^m : |x| < 1\},$$

equipped with the hyperbolic metric given by the Riemannian metric

$$ds^2 = \frac{4|dx|^2}{(1 - |x|^2)^2}.$$

The geodesics in the ball model are arcs of lines and circles in \mathbb{R}^m that cut the boundary sphere orthogonally. The group $\text{Isom}(\mathbb{B}^m)$ of hyperbolic isometries of \mathbb{B}^m is the subgroup of $\text{Möb}(m)$ consisting of maps that preserve \mathbb{B}^m . This group is generated by reflections that fix 0 and spherical inversions in hyperspheres that meet the unit sphere orthogonally.

Note that for $m < n$ the inclusion of \mathbb{R}^m as $\mathbb{R}^m \times \{0\} \subseteq \mathbb{R}^m \times \mathbb{R}^{n-m} = \mathbb{R}^n$ induces an isometric embedding of hyperbolic metrics, $\mathbb{B}^m \hookrightarrow \mathbb{B}^n$. Any isometric embedding of H^m into H^n can be mapped to this standard one by a suitable identification of H^n with \mathbb{B}^n . Each isometry of H^m can be extended to an isometry of H^n , though not in a unique way.

The *ideal boundary* of H^m is a sphere S^{m-1} , which we sometimes denote as ∂H^m . It can be defined intrinsically in terms of equivalence classes of geodesic rays, but it is easiest to explain using the ball model, where it is represented by the unit sphere S^{m-1} which is the boundary in \mathbb{R}^m of \mathbb{B}^m . A sequence of points (z_n) in H^m *converges ideally* to a point x in ∂H^m if the representative points in \mathbb{B}^m converge in the Euclidean topology to a point of S^{m-1} ; we write this simply as $z_n \rightarrow x$ as $n \rightarrow \infty$, even though (z_n) does not converge in the hyperbolic metric. The isometries of H^m extend to homeomorphisms of $H^m \cup \partial H^m$.

We use the notation j to refer to a distinguished point in H^m ; in the ball model of hyperbolic space, we always choose j to be the origin in \mathbb{R}^m . Let γ be a

hyperbolic geodesic in \mathbb{B}^m with endpoints $x, y \in \mathbb{S}^{m-1}$, and let $\rho(j, \gamma)$ denote the hyperbolic distance of j from γ . The next equation provides a useful link between the hyperbolic metric in \mathbb{B}^m and the restriction of Euclidean distance in \mathbb{R}^m to the unit sphere \mathbb{S}^{m-1} :

$$(2.1) \quad |x - y| = 2 / \cosh \rho(j, \gamma).$$

In \mathbb{B}^m , a *horoball* based at $x \in \mathbb{S}^{m-1}$ is an open Euclidean ball of radius less than 1 which is internally tangent to \mathbb{S}^{m-1} at x . The boundary of a horoball is called a *horosphere*.

Next, we describe the upper half-space model of H^m , which is

$$\mathbb{H}^m = \{(x_0, \dots, x_{m-1}) \in \mathbb{R}^m : x_0 > 0\},$$

equipped with the metric

$$ds^2 = \frac{|dx|^2}{x_0^2}.$$

There is a standard isometric mapping $\mathbb{B}^m \rightarrow \mathbb{H}^m$ given by a spherical inversion in the point $(-1, 0, \dots, 0)$ in \mathbb{R}_∞^m ; we will not need to use it explicitly. Our distinguished point $j \in H^m$ is represented in \mathbb{H}^m by the point $e_0 = (1, 0, \dots, 0)$.

The geodesics in \mathbb{H}^m are arcs of lines and circles in \mathbb{R}^m that cut the boundary plane orthogonally. The ideal boundary ∂H^m is represented by \mathbb{R}_∞^{m-1} , which is the boundary of \mathbb{H}^m within \mathbb{R}^m together with the point at infinity. A sequence (z_n) in \mathbb{H}^m converges ideally to a point x in \mathbb{R}_∞^{m-1} if and only if (z_n) converges to x in the topology of the one-point compactification \mathbb{R}_∞^m .

In the special case of H^3 , using the upper half-plane model, we can identify the ideal boundary with the Riemann sphere $\mathbb{C}_\infty = \mathbb{C} \cup \{\infty\}$, and the orientation-preserving Möbius maps act on \mathbb{C}_∞ as fractional linear transformations

$$z \mapsto \frac{az + b}{cz + d}, \quad ad - bc \neq 0.$$

Thus $\text{Isom}^+(H^3) \cong \text{PSL}(2, \mathbb{C})$. The subgroup $\text{PSL}(2, \mathbb{R})$ acts as the group of orientation-preserving isometries of the standard hyperbolic plane \mathbb{H}^2 whose ideal boundary is $\mathbb{R}_\infty \subseteq \mathbb{C}_\infty$.

2.2. Conical limits. We denote the hyperbolic distance between a point z and a set E in H^m by

$$\rho(z, E) = \inf_{w \in E} \rho(z, w).$$

For $\alpha > 0$, the α -neighbourhood of E is defined by

$$N_\alpha(E) = \{z \in H^m : \rho(z, E) < \alpha\}.$$

We denote by $[x, z]$ the geodesic segment from x to z , where x and z may be points of H^m or of its ideal boundary $S^{m-1} = \partial H^m$; any ideal endpoints are not included in $[x, z]$, so that $[x, z]$ is a subset of H^m .

Definition 2.1. Let (z_n) be a sequence of points in H^m . For any $\alpha > 0$, we say that the ideal boundary point $x \in S^{m-1}$ is the α -conical limit point of (z_n) when

- (i) $z_n \rightarrow x$ as $n \rightarrow \infty$, and
- (ii) $z_n \in N_\alpha([j, x])$ for all sufficiently large n .

We say that (z_n) *converges conically* to x if there is $\alpha > 0$ such that x is the α -conical limit point of (z_n) . The boundary point x is an α -conical limit point of a set $E \subseteq H^m$ if and only if x is the α -conical limit of some sequence of points (z_n) in E . The set of α -conical limit points of E is denoted $\Lambda_c^\alpha(E)$. Finally, x is a conical limit point of E if it is an α -conical limit point of E for some positive α , and the conical limit set of E is the set of all conical limit points of E :

$$(2.2) \quad \Lambda_c(E) = \bigcup_{\alpha > 0} \Lambda_c^\alpha(E).$$

If E is a bounded subset of hyperbolic space, then $\Lambda_c(E) = \emptyset$.

Lemma 2.2. *Suppose that (z_n) converges α -conically to x . Then for each $\alpha' > \alpha$ and each geodesic γ ending at x , we have $z_n \in N_{\alpha'}(\gamma)$ for n sufficiently large.*

Proof. This is a simple consequence of the fact that if two geodesics γ and γ' both end at x , then $\rho(z, \gamma') \rightarrow 0$ as $z \rightarrow x$ along γ . \square

In Figure 1, a sequence is shown converging conically to a limit x .

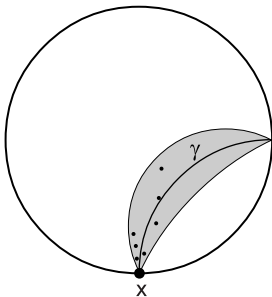


FIGURE 1

Corollary 2.3. *If $g \in \text{Isom}(H^m)$, then*

$$\Lambda_c(g(E)) = g(\Lambda_c(E)).$$

Definition 2.4. For $m \geq 2$ we define the class of conical limit sets in the sphere $S^{m-1} = \partial H^m$ as follows:

$$\text{CL}(m-1) = \{A \subseteq \partial H^m : A = \Lambda_c(E) \text{ for some } E \subseteq H^m\}.$$

We use the same notation to refer to the class of conical limit sets in the ideal boundary in a specific model of hyperbolic space; for example, the class of subsets of \mathbb{R}_∞^{m-1} that arise as conical limit sets of subsets of \mathbb{H}^m .

Next, we give an alternative description of $\Lambda_c(E)$, which will be useful for investigating the structure of conical limit sets.

Definition 2.5. Let $w \in H^m$ and $v \in H^m \cup \partial H^m$. The α -shadow of w from v is

$$\text{Shad}_v^\alpha(w) = \{x \in \partial H^m : \rho(w, [v, x]) < \alpha\} = \{x \in \partial H^m : w \in N_\alpha([v, x])\}.$$

Imagining that light travels along hyperbolic geodesics, we may think of $\text{Shad}_v^\alpha(w)$ as the shadow cast on the ideal boundary by the open ball of hyperbolic radius α centred on w , when illuminated from the point v . The shadow is an open ball in the spherical metric of ∂H^m .

Lemma 2.6. *Let E be a subset of H^m .*

- (i) *Let $\overline{B_\rho(j, r)}$ denote the closed ball or hyperbolic radius r about j . Then*

$$\Lambda_c^\alpha(E) = \bigcap_{r > \alpha\sqrt{3}} \bigcup_{w \in E \setminus \overline{B_\rho(j, r)}} \text{Shad}_j^\alpha(w).$$

The shadows in this formula have diameter less than $\pi/3$ in the spherical metric.

- (ii) *For $x \in \partial H^m$, let $\text{HB}(x)$ denote the family of horoballs based at x . For each $\epsilon \in (0, \alpha)$,*

$$\Lambda_c^{\alpha-\epsilon}(E) \setminus \{x\} \subseteq \bigcap_{D \in \text{HB}(x)} \bigcup_{w \in E \setminus D} \text{Shad}_x^\alpha(w) \subseteq \Lambda_c^{\alpha+\epsilon}(E) \setminus \{x\}.$$

Proof. The first statement is a simple consequence of the definitions. The second statement follows from Lemma 2.2. \square

We frequently apply Lemma 2.6 (ii) in the upper half-space model of hyperbolic space, with $x = \infty$, because both the neighbourhoods $N_\alpha(\gamma)$ and the α -shadows have simple geometric interpretations in this model. Let δ_x be the ‘vertical’ geodesic in \mathbb{H}^m with endpoints $x \in \mathbb{R}^{m-1}$ and ∞ . The next lemma says that the α -neighbourhood $N_\alpha(\delta_x)$ is an infinite cone with axis δ_x and vertex at x . This makes the model \mathbb{H}^m particularly useful for examining conical limit sets, since it allows us to describe the conical limit set of a subset of \mathbb{H}^m entirely in terms of Euclidean cones.

Lemma 2.7. [3, §7.20] *In the upper half-space model, the α -neighbourhood $N_\alpha(\delta_x)$ is the interior of a cone, rotationally symmetric about the geodesic δ_x , with vertex at x . The angle at x between δ_x and the boundary of the cone is θ , where $\cos \theta \cosh \alpha = 1$.*

Lemma 2.8. *Let $w = (t, v_1, \dots, v_{m-1}) \in \mathbb{H}^m$, where $v = (v_1, \dots, v_{m-1}) \in \mathbb{R}^{m-1}$ and $t > 0$. Then we have*

$$\text{Shad}_\infty^\alpha(w) = \{x \in \mathbb{R}^{m-1} : |x - v| < t \sinh \alpha\}.$$

The left hand cone of Figure 2 depicts the neighbourhood $N_\alpha(\delta_x)$. Lemma 2.7 says that $\rho(w, \delta_u) < \alpha$ if and only if $u \in \text{Shad}_\infty^\alpha(w)$. The shaded region of the right hand cone of Figure 2 depicts the α -shadow from ∞ of the point w .

The Hausdorff distance $\rho_H(E, F)$ between two subsets E and F of H^m is defined by the equation

$$\rho_H(E, F) = \max \left(\sup_{z \in E} \rho(z, F), \sup_{w \in F} \rho(w, E) \right).$$

The Hausdorff distance is not a metric, although its restriction to the set of compact subsets of H^m is a metric.

Lemma 2.9. *Let $E, F \subseteq H^m$. If $\rho_H(E, F) < \infty$, then $\Lambda_c(E) = \Lambda_c(F)$.*

Proof. Let $M = \rho_H(E, F)$, and suppose $x \in \Lambda_c(E)$. Then there exists a sequence (z_n) of points in E that converges to x inside $N_\alpha(\gamma)$, for some geodesic γ ending at x and some $\alpha > 0$. For each n , we can pick $w_n \in F$ such that $\rho(z_n, w_n) \leq M + 1$, so the sequence (w_n) converges to x , and each w_n lies in $N_{\alpha+M+1}(\gamma)$. Therefore x is a conical limit point of F . We have shown that $\Lambda_c(E) \subseteq \Lambda_c(F)$ and the reverse inclusion follows by exchanging E and F in the argument. \square

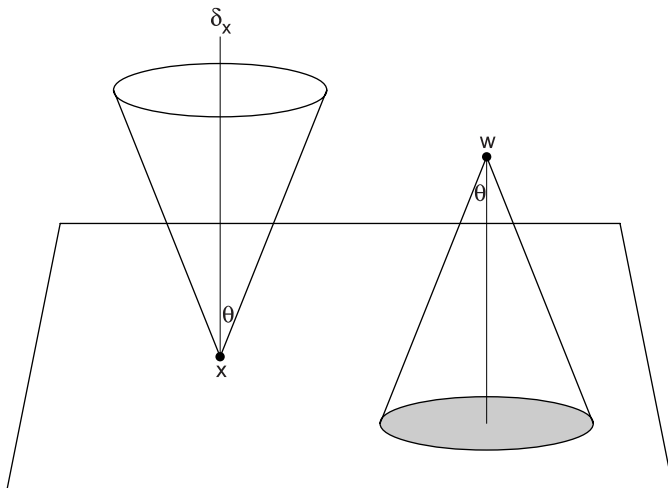


FIGURE 2

A well-known result which is an immediate application of Lemma 2.9 is that the conical limit set of an orbit of a Kleinian group Γ does not depend on the choice of orbit. The conical limit set plays an important role in the theory of Kleinian groups, being a natural Γ -invariant subset of the limit set of Γ .

The next few results concern the conical limit sets of countable subsets of H^m . We will use the abbreviation $\Lambda_c(w_n)$ for $\Lambda_c(\{w_n : n \in \mathbb{N}\})$.

Definition 2.10. A sequence (w_n) of points in H^m is an *escaping* sequence if $\rho(w_n, j) \rightarrow \infty$ as $n \rightarrow \infty$. Equivalently, an escaping sequence is a sequence in H^m that eventually leaves every compact subset of H^m . A sequence (w_n) of points in the model \mathbb{H}^m is a *standard* sequence if the x_0 -co-ordinate of w_n converges to 0 as $n \rightarrow \infty$. Equivalently, a standard sequence is a sequence in H^m that eventually leaves every horoball based at ∞ .

In particular, every standard sequence is an escaping sequence.

Lemma 2.11.

- (i) Let E be any subset of H^m . Then there exists an escaping sequence (w_n) in H^m such that $\Lambda_c(E) = \Lambda_c(w_n)$.
- (ii) Let E be any subset of \mathbb{H}^m . Then there exists a standard sequence (w_n) in \mathbb{H}^m such that $\mathbb{R}^{m-1} \cap \Lambda_c(E) = \Lambda_c(w_n)$.

Proof. First we prove (i). If $\Lambda_c(E) = \emptyset$, take (w_n) to be an orbit of the group generated by a parabolic Möbius map M ; this converges to the fixed point of M but no subsequence converges conically. Now suppose $\Lambda_c(E) \neq \emptyset$. Take any tessellation of H^m by a countable sequence of sets (X_n) with uniformly bounded diameters. For example, we could use the tessellation by translates of a fundamental polyhedron for some co-compact Kleinian group. Pass to the subsequence of those X_n which contain a point of E , and for each of these take w_n to be an arbitrary point in X_n . This subsequence is infinite because $\Lambda_c(E) \neq \emptyset$. The sequence (w_n) is escaping because each compact set in H^m meets only finitely many of the X_n .

The Hausdorff distance between E and $\{w_n : n \in \mathbb{N}\}$ is finite because the X_n have uniformly bounded diameters. Thus, Lemma 2.9 shows that $\Lambda_c(E) = \Lambda_c(w_n)$.

For part (ii), in the case where $\mathbb{R}^{m-1} \cap \Lambda_c(E) \neq \emptyset$, we first choose a sequence (w_n) as above such that $\Lambda_c(E) = \Lambda_c(w_n)$. We express each w_n as (t_n, v_n) with $t_n > 0$ and $v_n \in \mathbb{R}^{m-1}$, and pass to the subsequence of those w_n for which $t_n < 1/(1+|v_n|)$. This yields a standard sequence with the same conical limit set as (w_n) , except that the point ∞ is removed. \square

Putting together Lemma 2.6 and Lemma 2.11, we can now express arbitrary conical limit sets in terms of countable unions and intersections of open balls:

Corollary 2.12. *For any conical limit set $A \in \text{CL}(m-1)$, there exists an escaping sequence (w_n) in H^m such that*

$$A = \bigcup_{\alpha=1}^{\infty} \bigcap_{p=1}^{\infty} \bigcup_{n=p}^{\infty} \text{Shad}_j^\alpha(w_n).$$

For each subset $A \subseteq \mathbb{R}^{m-1}$ which is a conical limit set of a subset of \mathbb{H}^m , there exists a standard sequence (w_n) in \mathbb{H}^m such that

$$A = \bigcup_{\alpha=1}^{\infty} \bigcap_{p=1}^{\infty} \bigcup_{n=p}^{\infty} \text{Shad}_\infty^\alpha(w_n).$$

3. SETS OF DIVERGENCE AND CONICAL LIMIT SETS

3.1. Convergence of sequences of Möbius transformations. The purpose of this section is to explain the connection between pointwise convergence of a sequence of Möbius transformations (G_n) on the interior of hyperbolic space to a limit x in S^{m-1} , and convergence of (G_n) to x on the boundary of hyperbolic space.

Definition 3.1. We say that a sequence of Möbius transformations (G_n) in $\text{Isom}(H^m)$ *converges generally* if the sequence $(G_n(j))$ converges ideally to some point x in the ideal boundary sphere S^{m-1} .

To make this concrete in the ball model of H^m , we consider the elements G_n as Möbius maps acting on the closed unit ball. The sequence (G_n) converges generally to x if and only if (G_n) converges pointwise and hence locally uniformly to x on the open unit ball. This implies that the sequence (G_n) leaves every compact subset of the topological group $\text{Isom}(H^m)$, so it has no convergent subsequence in the topology of the group.

The notion of general convergence was introduced to continued fraction theory by Lisa Jacobsen (now Lisa Lorentzen) in [10, p. 480]. She expressed it in terms of the action of G_n on the boundary sphere, as we explain in the following proposition.

Proposition 3.2. (Aebischer [1, Theorem 4.3]; see also [4, Theorem 6.6]).

A sequence of maps (G_n) in $\text{Isom}(\mathbb{B}^m)$ converges generally to a point x in S^{m-1} if and only if there exist two sequences of points (u_n) and (v_n) in S^{m-1} such that

$$\lim_{n \rightarrow \infty} G_n(u_n) = \lim_{n \rightarrow \infty} G_n(v_n) = x, \quad \inf (|u_n - v_n|) > 0.$$

In particular, if there are two distinct points $u, v \in S^{m-1}$ such that $(G_n(u))$ and $(G_n(v))$ converge to the same limit, then the sequence (G_n) converges generally. The converse is false: (G_n) may converge generally yet diverge at every point of S^{m-1} . To see this, choose any sequence (x_n) in \mathbb{B}^{m+1} that converges ideally, say to $x \in S^m$, and pick $H_n \in \text{Isom}(\mathbb{B}^{m+1})$ such that $H_n(j) = x_n$. The stabiliser $\text{Stab}(x_n)$ acts transitively on S^m , and its elements are Lipschitz with respect to the spherical metric (with a constant that only depends on $\rho(0, x_n)$). Therefore we can find a sequence $M_{n,1}, \dots, M_{n,k(n)}$ of elements of $\text{Stab}(x_n)$ with the property that for each $y \in S^m$, the set $\{M_{n,i}(y) : 1 \leq i \leq k(n)\}$ contains a point within spherical distance $1/n$ of each point of S^m . Now consider the Möbius sequence (G_n) given explicitly by

$$M_{1,1} \circ H_1, \dots, M_{1,k(1)} \circ H_1, M_{2,1} \circ H_2, \dots, M_{2,k(2)} \circ H_2, M_{3,1} \circ H_3, \dots, M_{3,k(3)} \circ H_3, \dots$$

This sequence (G_n) converges generally, but for each point y in S^m , the sequence $(G_n(y))$ is dense in S^m , so it certainly diverges.

Proposition 3.3 (Aebischer[1, Theorem 5.2]). *Let (G_n) be a sequence of Möbius maps that converges generally to a point x in S^{m-1} . Then for each $z \in S^{m-1}$, the sequence $(G_n(z))$ converges to x if and only if $z \notin \Lambda_c(G_n^{-1}(j))$.*

Proposition 3.3 is well known to Kleinian group theorists. Aebischer's proof used Euclidean geometry and a Euclidean definition of the notion of conical limits. Starting from our hyperbolic definition of conical limits we can give a simple proof using the fact that j is far from a hyperbolic geodesic if and only if the ideal endpoints of that geodesic are close together in the spherical metric on the ideal boundary sphere.

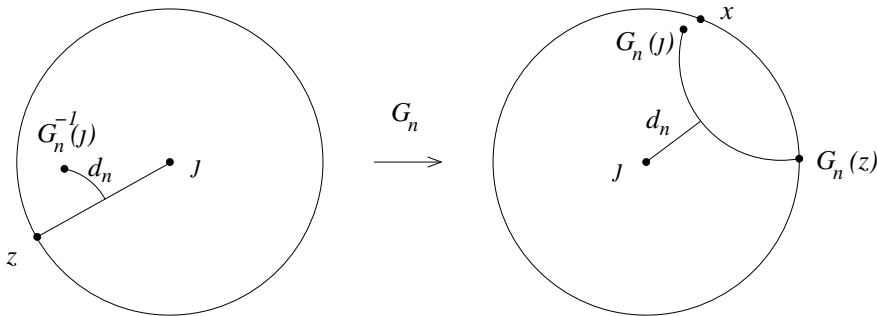


FIGURE 3

Proof of Proposition 3.3. Define $d_n = \rho(j, [G_n(j), G_n(z)])$. Since $G_n(j) \rightarrow x$ as $n \rightarrow \infty$, equation (2.1) shows that $G_n(z) \rightarrow x$ if and only if $d_n \rightarrow \infty$. Now we show that $d_n \not\rightarrow \infty$ if and only if $z \in \Lambda_c(G_n^{-1}(j))$. The hypothesis of general convergence implies that $(G_n^{-1}(j))$ is an escaping sequence, because $\rho(G_n^{-1}(j), j) = \rho(j, G_n(j)) \rightarrow \infty$ as $n \rightarrow \infty$. Also, since G_n is a hyperbolic isometry, we have $d_n = \rho(G_n^{-1}(j), [j, z])$. \square

Lemma 3.4. *Suppose that (G_n) converges generally to a point x . If for some element u of S^{m-1} we have $G_n(u) \rightarrow y$, $y \neq x$, then the sequence $(G_n^{-1}(j))$ converges*

conically to u . In particular, $(G_n(u))$ can converge to a point other than x for at most one point u in S^{m-1} , and if it does so, then $G_n(z) \rightarrow x$ for each $z \neq u$.

Proof. Since $\rho(j, [G_n(j), G_n(u)]) \rightarrow \rho(j, [x, y])$ as $n \rightarrow \infty$, the sequence with n th term $\rho(j, [G_n(j), G_n(u)])$ is bounded. But $\rho(G_n^{-1}(j), [j, u]) = \rho(j, [G_n(j), G_n(u)])$ and $(G_n^{-1}(j))$ is an escaping sequence, therefore $(G_n^{-1}(j))$ converges conically to u . \square

3.2. Proof of Proposition 1.1. Piranian and Thron defined sets of divergence for sequences in $\text{PSL}(2, \mathbb{C})$ acting as Möbius maps on the Riemann sphere. We now extend the definition in the obvious way to arbitrary dimensions. Let $m \geq 2$.

Definition 3.5. Let (G_n) be any sequence in $\text{Isom}^+(H^m)$, considered also to act on the ideal boundary sphere $\partial H^m = S^{m-1}$. The *set of divergence* of (G_n) is the subset of S^{m-1} consisting of all points $z \in S^{m-1}$ such that the sequence $G_n(z)$ does not converge.

Proposition 1.1 states that a subset A of S^{m-1} is a set of divergence for some sequence of orientation preserving Möbius maps acting on S^{m-1} if and only if $A \in \text{CL}(m-1)$.

Proof. We may assume that $S^{m-1} \setminus A$ contains at least two points, since it is easy to check that the entire sphere and the complement of a single point arise both as sets of divergence and conical limit sets.

Let (G_n) be a sequence of Möbius maps in $\text{Isom}(H^m)$ that diverges only on the set A . We must show that A is a conical limit set. There are two situations to consider. The first is that (G_n) converges to a constant x in S^{m-1} on the complement of A . In this case, (G_n) converges generally to x by Proposition 3.2. Then Proposition 3.3 shows that $A = \Lambda_c(G_n^{-1}(j))$. The second possibility is that (G_n) does not converge to a constant on the complement of A . In this case, it is known ([5]) that A is equal to either \emptyset , a singleton, or the complement of a closed k -dimensional ball in S^{m-1} , for some $k < m-1$. It is straightforward to verify directly that these sets are all conical limit sets, although this will also follow from part (iii) of Theorem 1.2.

For the converse we use the ball model of hyperbolic space. Let A be a conical limit set containing at least two elements. Then there is a sequence (z_n) in \mathbb{B}^m with $|z_n| \rightarrow 1$ as $n \rightarrow \infty$, such that $\Lambda_c(z_n) = A$. Choose orientation preserving Möbius transformations (G_n) that satisfy $G_n^{-1}(j) = z_n$ and $G_n(j) = |z_n|e_0$. Then (G_n) converges to e_0 on $S^{m-1} \setminus A$ and (G_n) does not converge to e_0 on A . By Lemma 3.4, (G_n) diverges on A . \square

Proposition 1.1 is significant because it shows that sets of divergence can be studied without Möbius transformations. In §5 we investigate the structure of sets of divergence without using Möbius transformations.

4. APPLICATIONS TO CONTINUED FRACTIONS

Attached to the concept of continued fractions are particular sequences of Möbius maps, which we describe as *continued fraction sequences*. We will study both the limit sets and the conical limit sets of continued fraction sequences.

An *infinite complex continued fraction* $\mathbf{K}(a_n|b_n)$ is a formal expression

$$(4.1) \quad \cfrac{a_1}{b_1 + \cfrac{a_2}{b_2 + \cfrac{a_3}{b_3 + \cdots}}},$$

where the a_i and b_j are complex numbers and no a_i is equal to 0. We define Möbius transformations

$$(4.2) \quad t_n(z) = a_n/(b_n + z), \quad \text{for } n = 1, 2, \dots$$

We write $T_n = t_1 \circ \cdots \circ t_n$ for the inner composition of t_1, \dots, t_n . We say that the continued fraction *converges classically* if the sequence $(T_n(0))$ converges. Each Möbius transformation t_n maps ∞ to 0, therefore $T_n(\infty) = T_{n-1}(0)$ for $n = 2, 3, \dots$. We define a *continued fraction sequence* in m dimensions to be a sequence (T_n) of orientation-preserving maps in $\text{Isom}(\mathbb{H}^{m+1})$ for which $T_n(\infty) = T_{n-1}(0)$ for every n , with the convention that T_0 is the identity transformation. This idea of generalising continued fractions to m dimensions was first proposed by Beardon in [4]. The two-dimensional concept of classical convergence extends to all dimensions. Proposition 3.2 applied with $u_n = \infty$ and $v_n = 0$ shows that classically convergent continued fractions converge generally.

4.1. Conical limit sets of continued fractions. In Proposition 1.1 it was shown that each conical limit set arises as the set of divergence of a sequence of Möbius transformations. In Proposition 4.2 we will show that each conical limit set arises as the set of divergence of a continued fraction sequence. Then in Proposition 4.3 we will show that the class of conical limit sets that do not contain the points 0 or ∞ is equal to the class of conical limit sets of classically convergent continued fractions.

To prove these results, we move to the ball model of hyperbolic space. In this model, by a continued fraction sequence we mean a sequence (T_n) of hyperbolic isometries of \mathbb{B}^{m+1} satisfying $T_n(e) = T_{n-1}(-e)$, where T_0 is the identity map and $e = (1, 0, \dots, 0)$. Classical convergence of (T_n) means convergence of $(T_n(e))$ in the spherical metric.

A preliminary lemma is used in the proofs of Propositions 4.2 and 4.3. In the lemma we use the notation γ for the oriented hyperbolic geodesic from $-e$ to e (tracing out a Euclidean diameter of \mathbb{B}^{m+1}).

Lemma 4.1. *If $z \in \mathbb{B}^{m+1}$, $x, y \in \mathbb{S}^m$ and $|x - y| = 2/\cosh \rho(z, \gamma)$, then there is an orientation-preserving Möbius map U preserving \mathbb{B}^{m+1} such that $U(z) = j$, $U(e) = x$ and $U(-e) = y$, provided that $m \geq 2$. For $m = 1$ the map exists if z is on the left (respectively right) of γ and 0 is on the left (respectively right) of the oriented geodesic from y to x .*

Proof. Since $\text{Isom}(H^{m+1})$ acts transitively on H^{m+1} , we can choose $V \in \text{Isom}(\mathbb{B}^{m+1})$ with $V^{-1}(j) = z$. From equation (2.1) we have

$$|x - y| = 2/\cosh \rho(z, \gamma) = 2/\cosh \rho(j, V(\gamma)) = |V(e) - V(-e)|,$$

so we can choose an orthogonal linear map W with $W(V(e)) = x$ and $W(V(-e)) = y$. We can take W to be orientation-preserving if $m \geq 2$, but for $m = 1$ this extra condition can be satisfied if and only if z is on the same side of γ as 0 is of $[y, x]$. Finally, define $U = W \circ V$ to obtain the required map. \square

Proposition 4.2. *For any conical limit set A in \mathbb{S}^m there is a continued fraction sequence (T_n) with $A = \Lambda_c(T_n^{-1}(j))$.*

Proof. Choose a sequence (z_n) in \mathbb{B}^{m+1} with $C = \Lambda_c(z_n)$. Using Lemma 4.1 we may recursively define a sequence (T_n) of Möbius transformations satisfying $T_n(z_n) = j$ and $T_n(e) = T_{n-1}(-e)$. \square

The conical limit set of a classically convergent continued fraction sequence cannot contain either of the points 0 or ∞ by Proposition 3.3. However, this is the only constraint that need be placed on a conical limit set for it to be the conical limit set of a classically convergent continued fraction.

Proposition 4.3. *Let A be a conical limit set in \mathbb{S}^m . Then A arises as the set of divergence of a classically convergent continued fraction sequence if and only if $e, -e \notin A$.*

Proof. One implication has been discussed. For the converse, suppose that $C \subseteq \mathbb{S}^m$ belongs to $\text{CL}(m)$ and does not contain e or $-e$. We choose an escaping sequence (z_n) in \mathbb{B}^{m+1} with $\Lambda_c(z_n) = C$. Because $-e$ and e do not belong to $\Lambda_c(z_n)$, the sequence $\rho(z_n, \gamma)$ contains no bounded subsequence, and therefore we can reorder (z_n) so that $\rho(z_n, \gamma)$ is an increasing sequence. In the case $m = 1$, we select the z_n to be on the right of γ for odd n and on the left for even n . (If necessary we may do this by inserting extra points into the sequence lying on the horocycles through j which are tangent to \mathbb{S}^m at e and $-e$; doing this will not enlarge $\Lambda_c(z_n)$.)

Define T_0 to be the identity map in $\text{Isom}(\mathbb{B}^{m+1})$ and define $\theta_0 = 0$. Then use Lemma 4.1 to define inductively for each $n \geq 1$ an orientation-preserving map T_n in $\text{Isom}(\mathbb{B}^{m+1})$ such that

$$T_n(e) = T_{n-1}(-e) = (\cos \theta_n, \sin \theta_n, 0, \dots, 0),$$

where

$$\frac{\theta_n - \theta_{n-1}}{2} = (-1)^n \sin^{-1} \left(\frac{1}{\cosh \rho(z_n, \gamma)} \right),$$

and

$$T_n(z_n) = j.$$

Here we use the value of \sin^{-1} in $[0, \pi/2]$. The sequence (θ_n) converges since the differences $\theta_n - \theta_{n-1}$ are alternating in sign and decreasing in modulus. Therefore $(T_n(e))$ converges. \square

4.2. Limit sets of continued fractions. The *limit set* of a continued fraction is the set of accumulation points in S^{m-1} of $(T_n^{-1}(j))$. In [1] and [4] it is proven that the complement of the limit set of a Möbius sequence (G_n) that is generally convergent to x is the largest open set on which (G_n) converges locally uniformly to x . That observation is inspired by similar results in discrete group theory and iteration theory. In contrast to the complicated restrictions on the structure of conical limit sets of continued fractions, the limit sets of continued fractions are not restricted in any way other than being closed. This is so even if we confine our attention to classically convergent continued fractions.

Proposition 4.4. *Each closed set C in \mathbb{S}^m is the limit set of a classically convergent continued fraction.*

Proof. We use a similar proof to that of Proposition 4.3. The only change required is that we select an escaping sequence (z_n) of points in \mathbb{B}^{m+1} whose limit set is C and for which $\rho(z_n, \gamma)$ is an unbounded increasing sequence, so that e and $-e$ do not belong to $\Lambda_c(z_n)$. This is easy to do: simply select a sequence (ζ_n) of points in $C \setminus \{e, -e\}$ so that the accumulation set of (ζ_n) is C , then inductively define $z_n = r_n \zeta_n$ with $r_n \in [0, 1)$ so that $r_n \rightarrow 1$ as $n \rightarrow \infty$ and $\rho(z_n, \gamma) \nearrow \infty$ as $n \rightarrow \infty$. \square

5. PROOFS OF THE MAIN THEOREMS

Theorem 1.2 and Theorem 1.4 were proved in the case $m = 2$ in [9] and [11], in terms of Möbius maps and sets of divergence. Our proofs are essentially geometric interpretations of their proofs, written in such a way that the generalisation to higher dimensions involves no extra work. Some extra work is required for the case $m = 1$.

5.1. Basic results on conical limit sets. We first establish some properties of conical limit sets, some of which are used in the proof of Theorem 1.2. The first of these is trivial, and may be found in [11] for the case $m = 2$. Let E and F be subsets of H^{m+1} . Since any infinite sequence from $E \cup F$ contains an infinite subsequence from one of E and F , we have $\Lambda_c(E \cup F) = \Lambda_c(E) \cup \Lambda_c(F)$.

Lemma 5.1. *The class $\text{CL}(m)$ is closed under finite unions.*

The class $\text{CL}(m)$ is not closed under countable unions, for any m . Indeed, any singleton is a conical limit set, but we will see in §5.5 that countable dense subsets of S^m are not conical limit sets. Also, $\text{CL}(m)$ is not closed under complements. For example, the set \mathbb{Q} of rational numbers is not in $\text{CL}(1)$ but $\mathbb{R} \setminus \mathbb{Q}$ is in $\text{CL}(1)$ because it is a G_δ set. It is not known whether $\text{CL}(m)$ is closed under finite intersections.

Lemma 5.2. *The class $\text{CL}(m)$ is closed under intersection with open sets.*

Proof. By Möbius-invariance, it suffices to work in the upper half-space model and prove that if $X \subseteq \mathbb{R}^m$ belongs to $\text{CL}(m)$ and $U \subseteq \mathbb{R}^m$ is open, then $X \cap U \in \text{CL}(m)$. Define the *dune* of U to be the following subset of \mathbb{H}^{m+1} :

$$\mathcal{D}(U) = \left\{ (t, v) \in \mathbb{H}^{m+1} \mid t < 1, t < d(v, \mathbb{R}^m \setminus U)^2 \right\}.$$

Here, d refers to Euclidean distance in \mathbb{R}^m . Choose a subset E of \mathbb{H}^{m+1} such that $X = \Lambda_c(E)$. Then we claim that

$$\Lambda_c(E \cap \mathcal{D}(U)) = X \cap U.$$

Indeed, suppose (w_n) is a sequence of points of E that converges conically to a point $z \in \mathbb{R}^m$. If $z \in U$, then $w_n \in \mathcal{D}(U)$ for n sufficiently large, but if $z \notin U$, then $w_n \notin \mathcal{D}(U)$ for n sufficiently large. \square

Corollary 5.3. *The class $\text{CL}(m)$ contains all open sets.*

Proof. Since $S^m = \Lambda_c(H^{m+1})$, we have $S^m \in \text{CL}(m)$, and the result follows from Lemma 5.2. \square

The class $\text{CL}(m)$ also contains all closed sets, because if X is a closed subset of S^m and $E = \bigcup_{x \in X} [j, x]$, then $X = \Lambda_c(E)$.

5.2. Proof of Theorem 1.3, part (i). In this section we prove that being a conical limit set is a local property, in the strong sense that in order to check that $X \in \text{CL}(m)$, one only needs to check that X agrees with a conical limit set on a neighbourhood of each point of X . As a corollary we find that the same statement applies to the complements of conical limit sets.

Let $X \subseteq S^m$ and let $\mathcal{U} = \{U_i : i \in I\}$ be a cover of X by open sets in S^m , for some indexing set I . Lemma 5.2 shows that if $X \in \text{CL}(m)$, then $X \cap U_i \in \text{CL}(m)$ for each $i \in I$. We have to prove the converse: if $U_i \cap X$ is in $\text{CL}(m)$ for all $i \in I$, then $X \in \text{CL}(m)$.

Proof. If \mathcal{U} has a finite subcover, then the condition is sufficient, by Lemma 5.1. However, X does not have to be compact. Because $\bigcup_{i \in I} U_i$ is an open set in S^m , it is a paracompact metric space. So there is a locally finite open cover \mathcal{V} of X subordinate to \mathcal{U} . Lemma 5.2 ensures that if $V \in \mathcal{V}$ and $U \in \mathcal{U}$ satisfy $V \subseteq U$, then $X \cap V = X \cap U \cap V$ lies in $\text{CL}(m)$. Now \mathcal{V} satisfies the same hypotheses as \mathcal{U} , and it is a locally finite open cover of X . So we may assume that \mathcal{U} is locally finite (and therefore countable).

We use the upper half-space model: it suffices to deal with the case where X and all U_i are subsets of \mathbb{R}^m . For each $i \in I$, choose $E_i \subseteq \mathbb{H}^{m+1}$ with $X \cap U_i = \Lambda_c(E_i)$. Recall the definition of the dune \mathcal{D} from the proof of Lemma 5.2. Define

$$F_i = E_i \cap \mathcal{D}(U_i).$$

We will show that $X = \Lambda_c(\bigcup_{i \in I} F_i)$. Any $x \in X$ belongs to some U_i , so $x \in \Lambda_c(E_i)$ and therefore $x \in \Lambda_c(F_i)$. On the other hand, if $x \in \Lambda_c(\bigcup_{i \in I} F_i)$, then for some $\alpha > 0$, x is the α -conical limit of some sequence $((t_n, v_n))$ of points in $\bigcup_{i \in I} F_i$ (where $v_n \in \mathbb{R}^m$ and $t_n > 0$). We claim that there is an infinite subsequence of points all belonging to one F_i , and therefore $x \in \Lambda_c(F_i) \subseteq X$. Indeed, there are only finitely many sets in \mathcal{U} that contain x , so if there is no such infinite subsequence, then for each large enough n there exists $i \in I$ such that $(t_n, v_n) \in F_i$ but $x \notin U_i$, and therefore $t_n < d(v_n, x)^2$. Therefore $((t_n, v_n))$ does not converge conically to x , which is the desired contradiction. \square

Corollary 5.4. *If $\{U_i : i \in I\}$ is an open cover of $S^m \setminus X$ such that $U_i \cap X \in \text{CL}(m)$ for all $i \in I$, then $X \in \text{CL}(m)$.*

Proof. The set $S^m \setminus \bigcup_{i \in I} U_i$ is a member of $\text{CL}(m)$ because it is closed. The set $\bigcup_{i \in I} (U_i \cap X)$ is a member of $\text{CL}(m)$ by Theorem 1.3(i). Also, X is a member of $\text{CL}(m)$ because $X = (S^m \setminus \bigcup_{i \in I} U_i) \cup (\bigcup_{i \in I} (U_i \cap X))$. \square

5.3. Proof of Theorem 1.2, parts (i) and (ii).

In this section we prove that the class $\text{CL}(m)$ lies strictly between G_δ and $G_{\delta\sigma}$.

First we show that $\text{CL}(m)$ consists of $G_{\delta\sigma}$ sets. This is immediate from Corollary 2.12, since each set $\bigcup_{n=p}^\infty \text{Shad}_j^\alpha(w_n)$ is a union of open balls, therefore it is open, and so A is a countable union of countable intersections of open sets.

For each $m \geq 1$ there are $G_{\delta\sigma}$ sets in S^m that do not belong to $\text{CL}(m)$. For example, we will see from Lemma 5.11 that countable dense subsets of S^m are not conical limit sets, yet they are $G_{\delta\sigma}$ sets.

We move on to Theorem 1.2 (ii). Let $B(c, r)$ denote the open ball in \mathbb{R}^m of radius $r > 0$, centred on $c \in \mathbb{R}^m$.

Lemma 5.5. *Suppose that V is an open subset of \mathbb{R}^m , and let $\epsilon > 0$. Then there exists a sequence of open balls $B_i = B_i(v_i, t_i)$ such that:*

- (i) $V = \bigcup_{i=1}^{\infty} B_i$;
- (ii) $t_i \leq \epsilon$;
- (iii) *for each $\alpha > 0$, each point in \mathbb{R}^m lies in only finitely many of the balls $B(v_i, \alpha t_i)$;*
- (iv) $t_i/d(v_i, \partial V) \rightarrow 0$ as $i \rightarrow \infty$.

Proof. Define

$$W_0 = \{x \in \mathbb{R}^m : d(x, \mathbb{R}^m \setminus V) \geq \epsilon\}$$

and, for $n = 1, 2, \dots$,

$$W_n = \{x \in \mathbb{R}^m : \epsilon 2^{-n} \leq d(x, \mathbb{R}^m \setminus V) \leq \epsilon 2^{1-n}\}.$$

Each W_n is a closed subset of V , therefore each W_n is compact. So W_n may be covered by finitely many open balls of the form $B(v, \epsilon 2^{-2n})$, ($v \in W_n$). Call these balls B_{nj} , $j = 1, 2, \dots, k(n)$. We claim that the countable collection of all such balls has the required properties (we can order these balls in a sequence in an arbitrary fashion). First notice that V is the union of the W_n so V is covered by B_{nj} (condition (i)). Condition (ii) holds as $\epsilon 2^{-2n} \leq \epsilon$. Next, given $\alpha > 0$, we may check that for sufficiently large n , the balls $B_{nj}(v_{nj}, \alpha \epsilon 2^{-2n})$ are contained within $W_{n-1} \cup W_n \cup W_{n+1}$; hence, condition (iii) is satisfied. Last, $t_{nj}/d(v_{nj}, \partial V) \leq \epsilon 2^{-2n}/\epsilon 2^{-n} = 2^{-n}$, so condition (iv) is also satisfied. \square

We can now prove that every G_δ subset of S^m is a conical limit set. This generalises [11, Theorem 3] to arbitrary dimensions. In the proof, we make use of the observation that Möbius transformations preserve the class $\text{CL}(m)$.

Proof. We work in the upper half-space model of hyperbolic space. It suffices to show that any G_δ subset E of \mathbb{R}^m is a conical limit set, since $\mathbb{R}_\infty^m \in \text{CL}(m)$ and all other G_δ sets can be mapped into \mathbb{R}^m by a Möbius map. Let

$$E = \bigcap_{n=1}^{\infty} U_n,$$

where each set $U_n \subseteq \mathbb{R}^m$ is an open subset of \mathbb{R}^m . Define $V_n = \bigcap_{m=1}^n U_m$ so that V_n is a decreasing sequence of open sets whose intersection is E . Cover V_n by a sequence of balls B_{nj} , $j = 1, 2, \dots$ satisfying the conditions of Lemma 5.5 with $\epsilon = 1/n$. Rearrange all these balls into a simple sequence B_1, B_2, \dots , where $B_n = B(v_n, t_n)$. Let w_n be the point (t_n, v_n) in \mathbb{H}^{m+1} for $n = 1, 2, \dots$, so that $B_n = \text{Shad}_\infty^\alpha(w_n)$, where $\sinh \alpha = 1$ by Lemma 2.8. Lemma 2.6 (ii) now shows that $E \subseteq \Lambda_c^\alpha(w_n)$ for any $\alpha > \sinh^{-1}(1)$.

We must also check that $\Lambda_c(w_n) \subseteq E$. We show that if $z \notin E$, then for each $\alpha > 0$, the point z lies in only finitely many of the balls $B(v_i, \alpha t_i)$. Choose N large enough that for $n \geq N$, we have $z \notin V_n$ and $t_n/d(v_n, \partial V_n) < 1/\alpha$. For each $n < N$, the point z lies in only finitely many $B_{nj}(v_{nj}, \alpha t_{nj})$, by Lemma 5.5. For each $n > N$ we have that

$$d(v_{nj}, z) \geq d(v_{nj}, \partial V_n) > t_{nj}\alpha,$$

and therefore $z \notin B(v_{nj}, \alpha t_{nj})$. So, for each $\alpha > 0$, z lies in $\text{Shad}_\infty^\alpha(w_n)$ for only finitely many n . This completes the proof. \square

To finish proving Theorem 1.2(ii) we must show that the class of G_δ sets in S^m is not equal to the class $\text{CL}(m)$. For $m \geq 2$ this will follow from Theorem 1.2(iii), which says that all $G_{\delta\sigma}$ subsets of a codimension-one sphere in S^m belong to $\text{CL}(m)$; for $m \geq 2$ not every such set is a G_δ set. Notice that for a subset $A \subseteq S^{m-1} \subseteq S^m$ we may have $A \in \text{CL}(m)$ but $A \notin \text{CL}(m-1)$. In contrast, the Borel hierarchy is unchanged when we consider subsets of S^{m-1} as being subsets of S^m . For $m = 1$ we give instead an explicit construction of a one-dimensional conical limit set that is not a G_δ set.

Consider the middle-thirds Cantor set $C = \bigcap_{n=1}^\infty J_n$, where $J_1 = [0, 1]$, $J_2 = [0, 1/3] \cup [2/3, 1]$, $J_3 = [0, 1/9] \cup [2/9, 1/3] \cup [2/3, 7/9] \cup [8/9, 1]$, and so on. Let A be the countable set $\bigcup_{n=1}^\infty \partial J_n$ (the accessible points of C). Since A is contained in its own derived set, if it were a G_δ set, then it would be uncountable. (This follows from a standard argument, and we will use a similar argument in the proof of Lemma 5.11.) As A is countable, it is not a G_δ set. However, $A \in \text{CL}(1)$. To see this, let E be the graph (shown in Figure 4) of the function $f : [0, 1] \setminus C \rightarrow \mathbb{R}^+$ defined by $f(x) = d(x, C)/n$ when x lies in an open interval of $[0, 1] \setminus C$ of length 3^{-n} . Then it is easy to check that $A = \Lambda_c(E)$. Theorem 1.4 gives us another way to check whether a given countable set is a conical limit set.

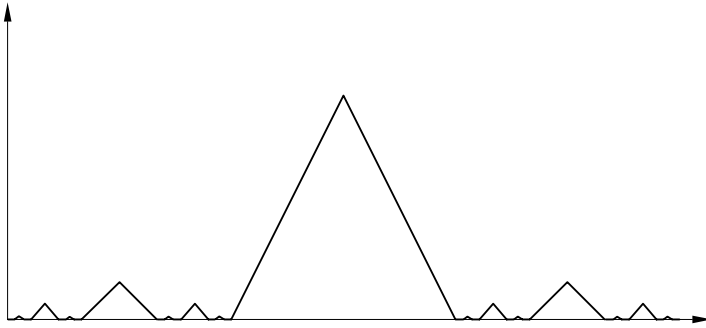


FIGURE 4

5.4. Proof of Theorem 1.2, part (iii). Consider a $G_{\delta\sigma}$ set A in \mathbb{R} . We have seen that A is not necessarily a member of $\text{CL}(1)$. However, the real line may be embedded as the real axis of \mathbb{R}^2 and we shall see that it *is* true that $A \in \text{CL}(2)$ when we consider A as a subset of \mathbb{R}^2 . More generally, let Y be a sphere of codimension one in S^m . We will show that all $G_{\delta\sigma}$ subsets of Y belong to $\text{CL}(m)$.

Proof. Inside $\mathbb{H}^{m+1} = \{(x_0, x_1, \dots, x_m) \mid x_0 > 0\}$, we have \mathbb{H}^m isometrically embedded as the hyperplane $x_m = 0$, and this extends to an embedding of the ideal boundaries $\mathbb{R}_\infty^{m-1} \subseteq \mathbb{R}_\infty^m$. By Möbius-invariance of conical limit sets, it suffices to prove that any $G_{\delta\sigma}$ subset $X \subseteq \mathbb{R}_\infty^{m-1}$ is the conical limit set of some subset of \mathbb{H}^{m+1} , and as usual it suffices to consider $X \subseteq \mathbb{R}^{m-1}$. Express X as $\bigcup_{n=1}^\infty X_n$ for G_δ sets $X_n \subseteq \mathbb{R}^{m-1}$. By Theorem 1.2(ii), $X_n = \Lambda_c(\Gamma_n)$ for some subset $\Gamma_n \subseteq \mathbb{H}^m$. Note that $\Lambda_c(\bigcup_{n=1}^\infty \Gamma_n)$ may contain points that do not belong to any X_n . For example, some sequence (w_n) , where $w_n \in \Gamma_n$, may converge conically to a point not in X . We therefore define sets

$$\Gamma'_n = \left\{ \left(x_0 \sin \frac{\pi}{n}, x_1, x_2, \dots, x_{m-1}, x_0 \cos \frac{\pi}{n} \right) : (x_0, \dots, x_{m-1}, 0) \in \Gamma_n, x_0 < 2 \sin \frac{\pi}{n} \right\}.$$

We obtain Γ'_n by first rotating Γ_n about \mathbb{R}^{m-1} and then truncating the rotated sets Γ_n so that all points are contained in a Euclidean cylinder of radius 1, tangent to \mathbb{R}^m along \mathbb{R}^{m-1} ; see Figure 5. Any sequence from $\bigcup_{n=1}^{\infty} \Gamma'_n$ that converges conically to a point of \mathbb{R}^m must therefore converge to a point of \mathbb{R}^{m-1} , and it may only visit finitely many of the planes Π_n . Therefore its limit is already contained in some X_n . Conversely, for each conically convergent standard sequence (z_n) in Γ_n (standard sequences were defined in Definition 2.10), there is a corresponding infinite subsequence in Γ'_n which converges conically to the same limit point. Therefore

$$\Lambda_c \left(\bigcup_{n=1}^{\infty} \Gamma'_n \right) = \bigcup_{n=1}^{\infty} \Lambda_c(\Gamma'_n) = \bigcup_{n=1}^{\infty} X_n = X. \quad \square$$

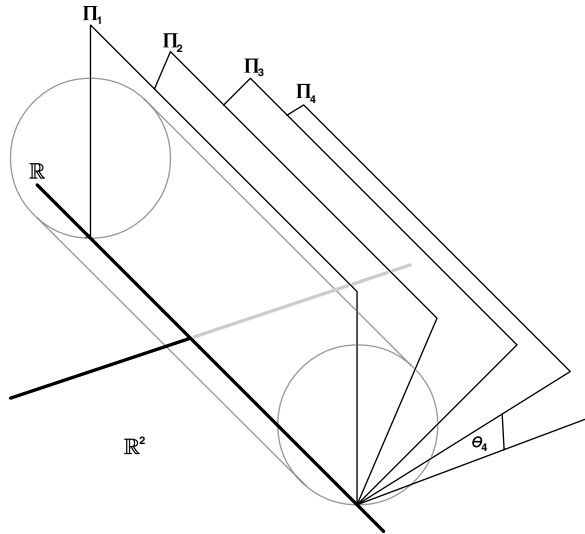


FIGURE 5

5.5. Proof of Theorem 1.4. Erdős and Piranian [9, Theorem 2] gave a characterisation of countable sets of divergence in \mathbb{C}_{∞} . Our Theorem 1.4 reinterprets their theorem in terms of conical limit sets and hyperbolic geometry, and generalises it to arbitrary dimensions. The hyperbolic viewpoint does not simplify the proof much, but we believe it gives an interesting way of understanding the theorem.

For any subset $E \subseteq \mathbb{C}$, Erdős and Piranian defined a subset of *good points* of \mathbb{C} with respect to E . Here is their definition, rewritten to allow arbitrary dimension.

Definition 5.6. Let $m \geq 1$ and $E \subseteq \mathbb{R}^m$ be given. Then $z \in \text{gd}(E)$ if and only if the following holds. For each $\epsilon > 0$ there exists $\delta > 0$ such that, whenever $0 < |v - z| < \delta$, there exists $x \in E$ such that $|x - v| < \epsilon |v - z|$.

The next lemma describes $\mathbb{R}^m \setminus \text{gd}(E)$ in terms of shadow sets, using Lemma 2.8. We use the notation δ_z for the ‘vertical’ geodesic in \mathbb{H}^{m+1} between z and ∞ . We use the notation $B(z, r)$ for the open Euclidean ball of radius r , centred on z .

Lemma 5.7. *A point z lies in $\mathbb{R}^m \setminus \text{gd}(E)$ if and only if there exist $\alpha > 0$ and a sequence (w_n) in \mathbb{H}^{m+1} such that $w_n \rightarrow z$ ideally and for each n , $\rho(w_n, \delta_z) \leq 2\alpha$ and $\text{Shad}_\infty^\alpha(w_n) \cap E = \emptyset$. Moreover, in this case, such a sequence (w_n) exists for arbitrarily large α .*

Proof. First observe that $z \in \mathbb{R}^m \setminus \text{gd}(E)$ if and only if there exists an $\epsilon > 0$ and a sequence (v_n) in \mathbb{R}^m such that $v_n \rightarrow z$ and the balls $B(v_n, \epsilon|v_n - z|)$ are all disjoint from E .

Suppose that (w_n) and α exist as in the lemma. Writing $w_n = (t_n, v_n) \in \mathbb{H}^{m+1}$, we have $|v_n - z| \rightarrow 0$ as $n \rightarrow \infty$, but $|v_n - z| \leq \sinh(2\alpha)t_n$ for all n . Let $\epsilon = 1/(2 \cosh \alpha)$. If $x \in B(v_n, \epsilon|v_n - z|)$, then $|x - v_n| < (\sinh \alpha)t_n$; that is, $x \in \text{Shad}_\infty^\alpha(w_n)$, so $x \notin E$. Hence $z \notin \text{gd}(E)$.

Conversely, suppose $z \notin \text{gd}(E)$. Then there exists $\epsilon > 0$ (which we can choose to be arbitrarily small) and a sequence of points (v_n) in \mathbb{R}^m such that $v_n \rightarrow z$ as $n \rightarrow \infty$ and

$$(|x - v_n| < \epsilon|v_n - z|) \implies x \notin E.$$

Take $\alpha = \cosh^{-1}(1/(2\epsilon))$ and set $t_n = |v_n - z|/\sinh(2\alpha)$, and $w_n = (t_n, v_n)$. Then $\rho(w_n, \delta_z) = 2\alpha$. If $x \in \text{Shad}_\infty^\alpha(w_n)$, then

$$|x - v_n| < (\sinh \alpha)t_n = |v_n - z|/(2 \cosh \alpha) = \epsilon|v_n - z|,$$

so $x \notin E$. Thus $\text{Shad}_\infty^\alpha(w_n) \cap E = \emptyset$. □

We can now give a characterization of $\text{gd}(E)$ using hyperbolic geometry.

Lemma 5.8. *For any subset E of \mathbb{R}^m we have*

$$\text{gd}(E) = \mathbb{R}^m \setminus \Lambda_c(\mathbb{H}^{m+1} \setminus \overline{\text{co}}(E)),$$

where $\overline{\text{co}}(E)$ is the hyperbolic convex hull of E in \mathbb{H}^{m+1} . Thus

$$E \cap \text{gd}(E) = E \setminus \Lambda_c(\mathbb{H}^{m+1} \setminus \overline{\text{co}}(E)).$$

Proof. A point $w \in \mathbb{H}^{m+1}$ is not in $\overline{\text{co}}(E)$ if and only if there exists a hyperbolic hyperplane P separating w from E . If (w_n) converges α -conically to $x \in \mathbb{R}^m$ and each $w_n \notin \overline{\text{co}}(E)$, then we can choose corresponding hyperbolic hyperplanes P_n , so that P_n separates w_n from E . The $(m-1)$ -dimensional sphere or hyperplane in which P_n meets \mathbb{R}^m separates \mathbb{R}^m into two components. One contains E and the other contains a ball $B(a_n, r_n) \subseteq \mathbb{R}^m$ such that $r_n \geq k|a_n - x|$ and $|a_n - x| < 2|w_n - x|$, for some $k > 0$. This can easily be verified by geometric means. It follows that $x \notin \text{gd}(E)$. For the converse, suppose that $x \notin \text{gd}(E)$. Then we find a sequence of open balls in \mathbb{R}^m that converges to x , and each ball subtends an angle at x greater than or equal to some $\theta > 0$. Each such ball is the ideal boundary of a hyperbolic half-space in \mathbb{H}^{m+1} whose distance α from the geodesic joining x and ∞ depends only on θ . We can then find a sequence of points, one in each of these half-spaces, that converges $(1+\alpha)$ -conically to x . □

Given $E \subseteq \mathbb{R}^m$, we define inductively a set E^χ for each ordinal χ , as follows:

$$\begin{aligned} E^1 &= E, \\ E^{\chi+1} &= E^\chi \cap \text{gd}(E^\chi) \end{aligned}$$

and

$$E^\chi = \bigcap_{\psi < \chi} E^\psi,$$

for a limit ordinal χ .

Theorem 1.4 states that a countable set $E \subseteq S^m$ is in $\text{CL}(m)$ if and only if there exists an ordinal χ such that $E^\chi = \emptyset$. Let E be a countable subset of \mathbb{R}_∞^m . Since $\psi < \chi$ implies that $E^\chi \subseteq E^\psi$, there must exist a countable ordinal χ for which $E^\chi = E^{\chi+1}$; otherwise, there would be an uncountable descending chain of subsets of E , and E would therefore be uncountable. In Lemma 5.11, we show that if E is also a conical limit set, then E^χ must be empty, thereby establishing one implication in Theorem 1.4. The converse implication is then established at the end of this section.

Before we begin the proof of Theorem 1.4, we point out two simple corollaries of that theorem.

Corollary 5.9. *Every countable member of $\text{CL}(m)$ is nowhere dense.*

Proof. If a set E is dense in a ball B , then $\text{gd}(E) \supseteq B$, hence $E^\chi \supseteq E \cap B$ for all χ . \square

Corollary 5.10. *If $E \in \text{CL}(m)$ is countable, then every subset of E is also in $\text{CL}(m)$.*

Proof. Transfinite induction shows that $F \subseteq E$ implies $F^\chi \subseteq E^\chi$ for each ordinal χ . \square

Recall the notion of a standard sequence from Definition 2.10.

Lemma 5.11. *Suppose that $E \in \text{CL}(m)$ and that E contains a non-empty subset F such that $F \subseteq \text{gd}(F)$, then E is uncountable.*

Proof. If $E = S^m$, then E is indeed uncountable, so we may use the upper half-space model and suppose that $E \subseteq \mathbb{R}^m$ and that $E = \Lambda_c(w_n)$, where (w_n) is a standard sequence. The set F is non-empty, so we may choose a point $x(1) \in F$ and a closed ball $D(1) \subseteq \mathbb{R}^m$ that contains $x(1)$ in its interior. Suppose that points $x(1), \dots, x(2^n - 1)$ in F and disjoint closed balls $D(1), \dots, D(2^n - 1)$ have already been defined for some $n \geq 1$, in such a way that $x(i)$ is in $D(i)^\circ$, the interior of $D(i)$, for each i . We will now fix k such that $2^{n-1} \leq k < 2^n$ and explain how to define $x(2k)$ and $x(2k+1)$. Since $x(k) \in E$, there exists a subsequence (w_{n_j}) that converges α -conically to $x(k)$ for some $\alpha > 0$. Pick a shadowing sequence (z_j) such that $\rho(z_j, w_{n_j}) \leq 3$, but $x(k) \notin \text{Shad}_\infty^2(z_j)$. So

$$x(k) \in \Lambda_c^{\alpha+3}(z_j) \setminus \Lambda_c^2(z_j).$$

Consider the balls $\text{Shad}_\infty^1(z_j)$ and $\text{Shad}_\infty^{\alpha+3}(z_j)$ in \mathbb{R}^m , for each integer j . They have a common centre v_j , and the ratio of their radii does not depend on j . Now, $x(k) \in \text{Shad}_\infty^{\alpha+3}(z_j)$ for all j , and $x(k) \in \text{gd}(F)$, so for sufficiently large j , the ball $\text{Shad}_\infty^1(z_j)$ also contains a point of F . We can choose two values j and j' large

enough so that the closed balls $D(2k) = \overline{\text{Shad}_\infty^1(z_j)}$ and $D(2k+1) = \overline{\text{Shad}_\infty^1(z_{j'})}$ are *disjoint* and both are contained in $D(k)$. Now choose $x(2k) \in F \cap D(2k)^\circ$ and $x(2k+1) \in F \cap D(2k+1)^\circ$. Note that

$$x(2k) \in \text{Shad}_\infty^1(z_j) \subset \text{Shad}_\infty^{1+3}(w_{n_j}),$$

and similarly $x(2k+1) \in \text{Shad}_\infty^4(w_{n_{j'}})$.

In this way we define $x(i)$ and $D(i)$ inductively for all $i \in \mathbb{N}$. Now consider the set

$$K = \{x \in \mathbb{R}^m : x \in D(i) \text{ for infinitely many values of } i\}.$$

K is an uncountable Cantor set contained in $\Lambda_c^4(w_n)$, which is a subset of E . \square

In Lemma 5.11 we do not assume that the subset F is closed; if we do, then there is a one-line proof: F is a perfect set, hence uncountable.

In the next lemma, the notation $\Lambda(w_n)$ is used for the limit set in the ideal boundary sphere of a sequence (w_n) in hyperbolic space. It contains $\Lambda_c(w_n)$, but in general is not equal to $\Lambda_c(w_n)$.

Lemma 5.12. *Let (w_n) be a standard sequence in \mathbb{H}^{m+1} . Then $(\Lambda(w_n))^\circ \subseteq \overline{\Lambda_c(w_n)}$. Moreover, if $\Lambda(w_n)$ has non-empty interior, then $\Lambda_c(w_n)$ is uncountable.*

Proof. The proof is very similar to that of Lemma 5.11. Let $D(1)$ be any closed ball contained in $\Lambda(w_n)$, and pick $x_1 \in D(1)^\circ$. We will show that $D(1)$ contains uncountably many points of $\Lambda_c(w_n)$. In particular this shows that $\Lambda_c(w_n)$ is dense in $\Lambda(w_n)^\circ$. The construction is inductive. Suppose we have already chosen a closed ball $D(k)$ and a point $x_k \in D(k)^\circ$. We show how to choose $D(2k), D(2k+1)$ and points x_{2k}, x_{2k+1} in their interiors. We choose a subsequence (w_{n_j}) converging to x_k , not necessarily conically. Since $\Lambda(w_n) \supset D(k)$, we can choose points $x(2k), x(2k+1)$ of $\Lambda(w_n)$ in the interiors of balls $D(2k) = \overline{\text{Shad}_\infty^1(w_{n_j})}$ and $D(2k+1) = \overline{\text{Shad}_\infty^1(w_{n_{j'}})}$ respectively, so that $D(2k) \cup D(2k+1) \subseteq D(k)$ and $D(2k) \cap D(2k+1) = \emptyset$. Then each infinite nested sequence of the closed balls $D(i)$ contains a unique point, and it is the 1-conical limit point of a subsequence of (w_n) . \square

Recall from the discussion at the beginning of §4.2 that a sequence of Möbius transformations that converges generally to a limit x also converges locally uniformly to x on the complement of its limit set.

Corollary 5.13. *Let (G_n) be a sequence of Möbius maps acting on S^m that converges generally to x , and let $U \subseteq S^m$ be a non-empty open set. Either G_n converges locally uniformly to x on a dense open subset of U or there are uncountably many points of U at which (G_n) diverges.*

It remains to prove the converse implication in Theorem 1.4. We must show how to exhibit a given countable set E as a conical limit set, when $E^\chi = \emptyset$ for some countable ordinal χ . Since E is countable, we may list E as $\{z_1, z_2, z_3, \dots\}$. Since $E^\chi = \emptyset$, to each point $z_k \in E$ we can associate the unique countable ordinal $\beta(k)$ such that $z_k \in E^{\beta(k)} \setminus E^{\beta(k)+1}$. Let $\alpha_k \geq k$ be a constant that plays the role of α in Lemma 5.7, corresponding to the statement that $z_k \notin \text{gd}(E^{\beta(k)})$.

We will construct a doubly-indexed sequence (w_{kj}) of points in \mathbb{H}^{m+1} , where k and j run over \mathbb{N} , such that $\Lambda_c(w_{kj}) = E$. We write $w_{kj} = (t_{kj}, v_{kj})$ in the

usual way, and define the ball $D_{kj}^\alpha = \text{Shad}_\infty^\alpha(w_{kj})$. Recall from Corollary 2.12 that $z \in \Lambda_c^\alpha(w_{kj})$ if and only if z lies in infinitely many of the balls D_{kj}^α . We further define a ball N_{kj} in \mathbb{R}_∞^m for each index pair (k, j) , by

$$N_{kj} = D_{kj}^{\alpha_k}.$$

Our aim is to construct (w_{kj}) so as to satisfy the following four conditions:

- (i) (w_{kj}) converges conically to z_k as $j \rightarrow \infty$, for each fixed k ;
- (ii) the diameter of N_{kj} tends to zero as $j + k \rightarrow \infty$;
- (iii) if $\beta(k) = \beta(n)$, then $N_{kj} \cap N_{ni} = \emptyset$ for all i, j ;
- (iv) if $\beta(k) < \beta(n)$ and $N_{kj} \cap N_{ni} \neq \emptyset$, then $N_{kj} \subseteq N_{ni}$.

Before giving the construction, we show that these four properties suffice.

Because of conditions (iii) and (iv), the collection of balls N_{kj} that contain a given point z is totally ordered by inclusion. Condition (ii) shows that if this collection is non-empty, then it has a maximal element. By conditions (iii) and (iv), the corresponding ordinals $\beta(k)$ form a strictly decreasing sequence, which therefore has finite length. So each point $z \in \mathbb{R}_\infty^m$ lies in only finitely many of the balls N_{kj} .

Suppose $z \in \Lambda_c^\alpha(w_{kj})$. Then z must be a conical limit of $\{w_{kj} : \alpha_k < \alpha\}$, since z lies in only finitely many of the balls D_{kj}^α for which $\alpha_k \geq \alpha$. There are only finitely many values of k for which $\alpha_k < \alpha$, so condition (i) implies that $z \in \{z_k : \alpha_k < \alpha\}$. In particular, $z \in E$. So $\Lambda_c(w_{kj}) \subseteq E$. On the other hand, condition (i) ensures that $E \subseteq \Lambda_c(w_n)$. Thus $\Lambda_c(w_{kj}) = E$, as required.

To construct the double sequence w_{kj} , fix some listing of the ordered pairs $(k, j) \in \mathbb{N} \times \mathbb{N}$, say $((k_1, j_1), (k_2, j_2), \dots)$. We construct the sequence $w_N = w_{k_N j_N}$ inductively over N , making sure at each step that conditions (ii)–(iv) above and also the following auxiliary conditions are satisfied:

- (v) for each $k, j \in \mathbb{N}$, $N_{kj} \cap E^{\beta(k)} = \emptyset$;
- (vi) $\rho(w_{kj}, \gamma_{z_k}) < 2\alpha_k + \log 2$;
- (vii) $E \cap \partial N_{kj} = \emptyset$.

Condition (vi) will ensure that condition (i) holds.

Suppose that w_1, \dots, w_{N-1} have already been chosen, for some $N \geq 1$. Write $k = k_N, j = j_N$, so that we now have to choose w_{kj} . The definition of α_k using Lemma 5.7 tells us that there exist points $w = (t, v) \in \mathbb{H}^{m+1}$ with $|w - z_k|$ arbitrarily small, $\rho(w, \gamma_{z_k}) \leq 2\alpha_k$ and $\text{Shad}_\infty^{\alpha_k}(w) \cap E^{\beta(k)} = \emptyset$. For $|w - z_k|$ sufficiently small, the diameter of $\text{Shad}_\infty^{\alpha_k}(w)$ is less than $1/kj$. Only finitely many balls N_{ni} have already been defined, and z_k is not on the boundary of any of them since $z_k \in E$. Thus we can take $|w - z_k|$ sufficiently small so that $\text{Shad}_\infty^{\alpha_k}(w)$ is contained in those previously defined balls N_{ni} that contain z_k , and disjoint from those that do not contain z_k . If a ball N_{ni} contains z_k , then N_{ni} meets $E^{\beta(k)}$, so $\beta(n) > \beta(k)$. Thus, if we took $w_{kj} = w$, then conditions (ii)–(vi) would be satisfied, but condition (vii) could fail. Instead we define $w_{kj} = (\delta t, v)$, where the factor $1/2 \leq \delta \leq 1$ is chosen to ensure that condition (vii) holds; a suitable value of δ exists since E is countable and therefore only countably many values of δ are unsuitable. Note that $N_{kj} = \text{Shad}_\infty^{\alpha_k}(w_{kj}) \subseteq \text{Shad}_\infty^{\alpha_k}(w)$, and

$$\rho(w_{kj}, \gamma_{z_k}) \leq \rho(w, \gamma_{z_k}) + \rho(w, w_{kj}) \leq \rho(w, \gamma_{z_k}) + \log 2.$$

Thus all the conditions are satisfied and we have completed the induction step.

This completes the proof of Theorem 1.4.

5.6. Proof of Theorem 1.2, part (iv). In this section we prove that the class $\text{CL}(m)$ is not topologically defined. We do this using the characterization of countable conical limit sets given in Theorem 1.4. Before we begin, we note the following trivial lemma.

Lemma 5.14. *Suppose that $E_1 \subseteq \mathbb{R}^m$ and $E_2 \subseteq \mathbb{R}^n$. Considering $E_1 \times E_2$ as a subset of \mathbb{R}^{m+n} , we have $\text{gd}(E_1 \times E_2) = \text{gd}(E_1) \times \text{gd}(E_2)$.*

To prove part (iv) of Theorem 1.2, the main task is the one-dimensional case. We will define an increasing homeomorphism $\varphi : \mathbb{R} \rightarrow \mathbb{R}$, a countable set $A \subseteq \mathbb{R}$, and its image $B = \varphi(A)$, in such a way that $A \subseteq \text{gd}(A)$ but $B \cap \text{gd}(B) = \emptyset$. It will then follow that $A \notin \text{CL}(1)$ and $B \in \text{CL}(1)$, as required for the case $m = 1$. For the higher-dimensional cases, we observe that applying φ co-ordinatewise yields a homeomorphism of \mathbb{R}^m , which sends the m -fold Cartesian product A^m onto B^m . By Lemma 5.14, $A^m \subseteq \text{gd}(A^m)$ but $\text{gd}(B^m) = \emptyset$, so $A^m \notin \text{CL}(m)$ while $B^m \in \text{CL}(m)$.

For each $n \in \mathbb{Z} \setminus \{0\}$, we define two affine functions:

$$f_n(x) = \frac{1}{2n} + \frac{x}{8n^2},$$

and

$$g_n(x) = \frac{\text{sgn}(n)}{4|n|} + \frac{x}{8 \cdot 4|n|}.$$

These maps are chosen so that the images $f_n([-1, 1])$ are disjoint closed intervals for distinct n , and, likewise, the images $g_n([-1, 1])$ are disjoint for distinct n . Let \mathcal{F} be the semigroup generated by all the maps of the form f_n ($n \in \mathbb{Z} \setminus \{0\}$) and let \mathcal{G} be the semigroup generated by g_n . Define $A = \{f(0) : f \in \mathcal{F}\}$ and $B = \{g(0) : g \in \mathcal{G}\}$. Both A and B are countable sets with self-similar structures:

$$A = \{0\} \cup \bigcup_{n \in \mathbb{Z} \setminus \{0\}} f_n(A),$$

$$B = \{0\} \cup \bigcup_{n \in \mathbb{Z} \setminus \{0\}} g_n(B).$$

Because $1/2n \in A$ for each $n \in \mathbb{Z} \setminus \{0\}$, we have $0 \in \text{gd}(A)$. Using the self-similarity of A we deduce that $A \subseteq \text{gd}(A)$. However, B is disjoint from all intervals of the form $(2/4^n, 3/4^n)$ and therefore $0 \notin \text{gd}(B)$. Using the self-similarity of B we find that $B \cap \text{gd}(B) = \emptyset$. It remains to construct a homeomorphism of \mathbb{R} that maps A onto B . Note that there is an obvious one-to-one order-preserving correspondence φ_0 between the points of A and those of B , that sends $f_{n_1} f_{n_2} \cdots f_{n_k}(0)$ to $g_{n_1} g_{n_2} \cdots g_{n_k}(0)$. It is easy to check that this extends to an order-preserving homeomorphism φ_1 from the closure of A to the closure of B , and that the open intervals that make up $\mathbb{R} \setminus \overline{A}$ and $\mathbb{R} \setminus \overline{B}$ are also naturally in correspondence with each other, in an order-preserving manner. We can therefore interpolate linearly on each complementary interval to extend φ_1 to a homeomorphism $\varphi : \mathbb{R} \rightarrow \mathbb{R}$.

5.7. Proof of Theorem 1.3, part (ii). By our usual arguments about Möbius-invariance, it suffices to deal with the case of subsets $E \subseteq F \subseteq \mathbb{R}^m$. We have to show that the following are equivalent:

(i) $E \in \text{CL}(m)$, F is closed, and

$$F^\circ \subseteq \overline{E} \quad \text{and} \quad E \subseteq F;$$

(ii) there exists a standard sequence (w_n) in \mathbb{H}^{m+1} such that

$$F = \Lambda(w_n) \quad \text{and} \quad E = \Lambda_c(w_n).$$

Proof. We saw in Lemma 5.12 that $\Lambda(w_n)^\circ \subseteq \overline{\Lambda_c(w_n)}$, and the rest of the implication (ii) \Rightarrow (i) is straightforward.

To prove (i) \Rightarrow (ii) we use the notion of the dune $\mathcal{D}(U)$ of an open set $U \subseteq \mathbb{R}^m$, that was defined in the proof of Lemma 5.2. It is easy to check that the boundary of $\mathcal{D}(\mathbb{R}^m \setminus F)$ in \mathbb{H}^{m+1} has limit set equal to ∂F but has empty conical limit set. Let W be a subset of \mathbb{H}^{m+1} such that $E = \Lambda_c(W)$. We define

$$W' = (W \setminus \mathcal{D}(\mathbb{R}^m \setminus F)) \cup \partial \mathcal{D}(\mathbb{R}^m \setminus F).$$

Then

$$\Lambda(W') = (\overline{E} \setminus (\mathbb{R}^m \setminus F)) \cup \partial F = F,$$

and

$$\Lambda_c(W') = (E \setminus (\mathbb{R}^m \setminus F)) \cup \emptyset = E.$$

Finally, as in the proof of Lemma 2.11 we can pick a standard sequence (w_n) with the same conical limit set and limit set as W' . \square

5.8. Proof of Theorem 1.3, part (iii). In this section we prove that the class $\text{CL}(m)$ is invariant under quasiconformal homeomorphisms of S^m , for $m \geq 2$. The analogous result for $m = 1$ is that the class $\text{CL}(1)$ is invariant under quasimetric homeomorphisms of S^1 ; the proof is similar and we omit it. For the necessary background on quasimetric and quasiconformal mappings, see [2] or [14]. Because conical limit sets are locally determined, and locally quasiconformal homeomorphisms are locally extensible to globally quasiconformal homeomorphisms, we can deduce from Theorem 1.3 (iii) that $\text{CL}(m)$ is invariant under locally quasiconformal homeomorphisms.

It is possible to prove Theorem 1.3 (iii) directly from the definition of a locally quasimetric mapping. However, our theme is to think about conical limit sets as being subsets of the ideal boundary of hyperbolic space, and we therefore choose to present instead a proof that uses two well-known results about quasiconformal homeomorphisms of $\partial \mathbb{B}^m$ and quasi-isometric homeomorphisms of \mathbb{B}^m with the hyperbolic metric.

Theorem (Tukia and Väisälä, [13]). *For $m \geq 2$, any quasiconformal homeomorphism $f : \mathbb{S}^m \rightarrow \mathbb{S}^m$ extends continuously to a quasiconformal homeomorphism $\hat{f} : \overline{\mathbb{B}^{m+1}} \rightarrow \overline{\mathbb{B}^{m+1}}$, that is bi-Lipschitz with respect to the hyperbolic metric on \mathbb{B}^{m+1} , with a constant that depends only on the constant of quasiconformality of the mapping f .*

Theorem (Efremovic and Tihomirova, [8]). *For $m \geq 1$, let $\hat{f} : \mathbb{B}^{m+1} \rightarrow \mathbb{B}^{m+1}$ be a quasi-isometry with respect to the hyperbolic metric, and let x be a point in \mathbb{S}^m . The image curve $f([j, x])$ lies within a fixed distance of a geodesic ray, and $f([j, x])$ lands at a unique point of \mathbb{S}^m .*

Let $X \subseteq \mathbb{S}^m$ be a conical limit set and suppose that $f : \mathbb{S}^m \rightarrow \mathbb{S}^m$ is a quasiconformal homeomorphism. We have to show that the image $f(X)$ is also a conical limit set. We have $X = \Lambda_c(w_n)$ for some escaping sequence of points (w_n) in \mathbb{B}^{m+1} . Let \hat{f} be a bi-Lipschitz extension of f to $\overline{\mathbb{B}^{m+1}}$, guaranteed to exist by the above theorem of Tukia and Väisälä, and let k be the bi-Lipschitz constant of \hat{f} . Note that \hat{f} is proper (since \hat{f}^{-1} exists and is continuous), so that the sequence $(\hat{f}(w_n))$ is an escaping sequence. We now claim that if a subsequence (w_{n_k}) converges conically to $x \in X$, then $(\hat{f}(w_{n_k}))$ converges conically to $f(x) \in f(X)$. Suppose that (w_{n_k}) converges conically to $x \in X$, so there is some $\alpha < \infty$ such that $\rho(w_{n_k}, [j, x]) \leq \alpha$ for all k . The image curve $\hat{f}([j, x])$ lands at $f(x)$ and remains within some distance $\delta > 0$ of a geodesic ray γ . We have

$$\rho(\hat{f}(w_{n_k}), \gamma) \leq k\rho(w_{n_k}, [j, x]) + \delta \leq k\alpha + \delta.$$

Thus the sequence $(\hat{f}(w_{n_k}))$ converges conically to $f(x)$. Since \hat{f} is a bi-Lipschitz homeomorphism extending f , we can run the same argument with \hat{f}^{-1} to prove that (w_{n_k}) converges conically to x only if $(\hat{f}(w_{n_k}))$ converges conically to $f(x)$. Hence $f(X) = \Lambda_c(\hat{f}(w_n))$.

6. OPEN PROBLEMS

In [11], Piranian and Thron asked whether the intersection of two sets of divergence must also be a set of divergence, and this remains unsolved. We repeat the problem in general dimension:

Problem 1. Suppose $A, B \subseteq \mathbb{R}^m$ belong to $\text{CL}(m)$. Must $A \cap B$ belong to $\text{CL}(m)$?

Here are two closely related problems:

Problem 2. Suppose $A, B \subseteq \mathbb{R}^m$, $A \in \text{CL}(m)$, and B is a G_δ set. Must $A \cap B$ belong to $\text{CL}(m)$?

Problem 3. Suppose $X \subseteq \mathbb{R}^{m_1}$, $Y \subseteq \mathbb{R}^{m_2}$, $X \in \text{CL}(m_1)$ and $Y \in \text{CL}(m_2)$. Must $X \times Y$ belong to $\text{CL}(m_1 + m_2)$?

The class $\text{CL}(m)$ is not closed under countable intersections, at least when $m > 1$. To see this, choose any $G_{\delta\sigma}$ subset A of a codimension one sphere $\mathbb{S}^{m-1} \subseteq \mathbb{S}^m$ such that A is not a $G_{\delta\sigma}$ set. Express A as $\bigcap_{n=1}^\infty A_n$, where the A_n are $G_{\delta\sigma}$ subsets of \mathbb{S}^{m-1} . Theorem 1.2(ii) shows that $A \notin \text{CL}(m)$. On the other hand, Theorem 1.2(iv) shows that $A_n \in \text{CL}(m)$, for each n .

Our guess for Problem 1 is that $A \cap B$ need not necessarily belong to $\text{CL}(m)$. For example, consider the following countable subset of \mathbb{H}^2 , where $\alpha > 2$ is a parameter.

$$J(\alpha) = \left\{ \left(\frac{1}{q^\alpha}, \frac{a}{q} \right) : a, q \in \mathbb{N}, 0 < a < q, \gcd(a, q) = 1 \right\}.$$

Then $\theta \in \Lambda_c(J(\alpha))$ if and only if $\theta \in [0, 1]$ and θ can be approximated by rationals to order α ; that is, for some constant $c > 0$ there exist infinitely many distinct rational numbers a/q such that $|\theta - a/q| \leq c/q^\alpha$. Let $T : x \mapsto x + \pi - 3$ and consider the set $\Lambda_c(J(3)) \cap T(\Lambda_c(J(3)))$. This set is uncountable and dense in the interval $[\pi - 3, 1]$. It seems unlikely that this set should belong to $\text{CL}(1)$: We see no reason to expect that both θ and $\theta - \pi$ can be approximated by rationals to order 3 if and only if θ can be approximated at a certain rate by real numbers of some particular form.

A positive answer to Problem 1 implies a positive answer to Problem 2 since every G_δ set is a conical limit set. Likewise a positive answer to Problem 1 implies a positive answer to Problem 3. Indeed, suppose $X = \Lambda_c(E)$ where $E \subseteq \mathbb{H}^{m_1+1}$. Then $X \times \mathbb{R}^{m_2} = \Lambda_c(E \times \mathbb{R}^{m_2})$, where we identify $\mathbb{H}^{m_1+1} \times \mathbb{R}^{m_2}$ with $\mathbb{H}^{m_1+m_2+1}$ in the obvious way. Likewise $\mathbb{R}^{m_1} \times Y \in \text{CL}(m_1 + m_2)$, so $X \times Y$ is the intersection of two conical limit sets.

All the explicit examples that the authors know of subsets of \mathbb{R}^m which are $G_{\delta\sigma}$ but not conical limit sets have been constructed from countable sets that are not conical limit sets. We have seen that any subset of a countable conical limit set is again a conical limit set. So we cannot hope to find a counterexample for Problem 1 in which either A or B is countable. We now show that we cannot even hope to find a counterexample in which $A \cap B$ is countable: just take $A_1 = A$, $A_2 = B$ and $A_3 = A_4 = \dots = \mathbb{R}^m$ in the following lemma.

Lemma 6.1. *If $A_1, A_2, \dots \in \text{CL}(m)$ and $\bigcap_{i=1}^\infty A_i$ is countable, then $\bigcap_{i=1}^\infty A_i \in \text{CL}(m)$.*

Proof. Suppose, for a contradiction, that $\bigcap_{i=1}^\infty A_i$ is countable but not a conical limit set. For each i there is a sequence $(w_n^{(i)})$ in \mathbb{H}^{m+1} such that $A_i = \Lambda_c(w_n^{(i)})$. From the characterisation of conical limit sets among countable sets, we know that $\bigcap_{i=1}^\infty A_i$ has a non-empty subset E such that $E \subseteq \text{gd}(E)$. Now, each A_i contains E , so we can find an uncountable set contained in the 1-conical limit set of each sequence $(w_n^{(i)})$ by modifying the proof of Lemma 5.11. We do this by substituting the sequence $(w_n^{(i(k))})$, $n = 1, 2, \dots$, for the sequence (w_n) from Lemma 5.11 at the k^{th} step of the recursion, where $i(k)$ is a sequence that takes every positive integer value infinitely often. So each point of the resulting uncountable limit set is the 1-conical limit of a sequence which contains an infinite subsequence of each sequence $(w_n^{(i)})$. This means that $\bigcap_{i=1}^\infty A_i$ contains E and is therefore uncountable, which is a contradiction. \square

If X is a countable dense subset of \mathbb{R} , then $X \times \mathbb{R}$ is not a conical limit set in \mathbb{R}^2 . However, Lemma 6.1 shows that it is not the intersection of countably many conical limit sets in \mathbb{R}^2 . If it were, then so would be $(X \times \mathbb{R}) \cap (\mathbb{R} \times X) = X \times X$, which is a dense countable set in \mathbb{R}^2 and therefore not a conical limit set, contrary to the lemma. More generally, any set whose intersection with countably many quasisymmetric images of itself is countable but dense cannot be a conical limit set. This gives us another way to prove that a set is not a conical limit set, but it cannot help us to find a counterexample for Problem 1 because no such set can arise as the intersection of finitely many conical limit sets.

ACKNOWLEDGEMENT

The authors are grateful for the detailed comments of the referee, which have been used to improve the paper immensely.

REFERENCES

- [1] Beat Aebischer, The limiting behaviour of sequences of Möbius transformations, *Math. Zeit.* **205** (1990), 49–59 MR1069484 (91i:51007)
- [2] Glen D. Anderson, Mavina K. Vamanamurthy and Matti K. Vuorinen, Conformal invariants, inequalities, and quasiconformal maps, Canadian Mathematical Society Monographs and Advanced Texts, *John Wiley & Sons, Inc., New York*, 1997. MR1462077 (98h:30033)

- [3] Alan F. Beardon, *The Geometry of Discrete Groups*, Graduate Texts in Mathematics, 91 *Springer-Verlag*, 1983. MR698777 (85d:22026)
- [4] Alan F. Beardon, Continued Fractions, Discrete Groups and Complex Dynamics, *Comput. Methods and Funct. Theory* **1** (2001), 535–594. MR1941142 (2003m:30010)
- [5] Alan F. Beardon, The pointwise convergence of Möbius maps, *Michigan Math. J.* **52** (2004), 483–489. MR2097393 (2005g:30051)
- [6] Alan F. Beardon and Lisa Lorentzen, Continued fractions and restrained sequences of Möbius maps, *Rocky Mountain J. Math.* **34** (2004), 441–446. MR2072789 (2005e:30002)
- [7] Riccardo Benedetti and Carlo Petronio, *Lectures on hyperbolic geometry*, Universitext, *Springer-Verlag*, 1992. MR1219310 (94e:57015)
- [8] V. A. Efremovic and E. S. Tihomirova, Equimorphisms of hyperbolic spaces (Russian), *Izv. Akad. Nauk SSSR Ser. Mat.* **28** (1964), 1139–1144. MR0169121 (29:6374)
- [9] Paul Erdős and George Piranian, Sequences of linear fractional transformations, *Michigan Math. J.* **6** (1959), 205–209. MR0109227 (22:114)
- [10] Lisa Jacobsen, General convergence of continued fractions, *Trans. Amer. Math. Soc.* **294** (1986), 477–485. MR825716 (87j:40004)
- [11] George Piranian and Wolfgang J. Thron, Convergence properties of sequences of linear fractional transformations, *Michigan Math. J.* **4** (1957), 129–135. MR0093578 (20:102)
- [12] John G. Ratcliffe, *Foundations of hyperbolic manifolds*, Graduate Texts in Mathematics, 149, *Springer-Verlag*, 1994. MR1299730 (95j:57011)
- [13] Pekka Tukia and Jussi Väisälä, Quasiconformal extension from dimension n to $n + 1$, *Ann. of Math* (2) **115** (1982), 331–348. MR647809 (84i:30030)
- [14] Matti Vuorinen, Conformal geometry and quasiregular mappings, *Lecture Notes in Math.* 1319, *Springer*, 1988. MR950174 (89k:30021)

DEPARTMENT OF MATHEMATICS, UNIVERSITY WALK, BRISTOL, BS8 1TW, UNITED KINGDOM
E-mail address: Edward.Crane@gmail.com

LOGIC HOUSE, NATIONAL UNIVERSITY OF IRELAND, MAYNOOTH, MAYNOOTH, COUNTY KILDARE, IRELAND
E-mail address: Ian.Short@nuim.ie