

7 373 170 279 850

JEAN-MARC DESHOUILLEERS, FRANÇOIS HENNECART, BERNARD LANDREAU,
WITH AN APPENDIX BY I. GUSTI PUTU PURNABA

ABSTRACT. We conjecture that 7,373,170,279,850 is the largest integer which cannot be expressed as the sum of four nonnegative integral cubes.

INTRODUCTION

We consider one aspect of Waring's problem for cubes, namely the representation of nonnegative integers as sums of nonnegative integral cubes. Dickson [6] showed in 1939 that every positive integer is the sum of 8 nonnegative cubes, with the only exceptions being 23 and 239. Linnik [9] proved that every sufficiently large integer is a sum of 7 cubes; Watson [12] simplified the proof and McCurley [3] gave an effective and explicit proof of this result.

Using the traditional symbol $G(3)$ to denote the smallest n such that every sufficiently large integer is a sum of n nonnegative cubes, Linnik's result may be reformulated as $G(3) \leq 7$. On the other hand, it is easy to see that $G(3) \geq 4$: indeed, cubes are congruent to 0, 1 or -1 modulo 9, so that integers which are congruent to 4 or 5 modulo 9 require at least 4 cubes. Moreover, Davenport [4] has shown that up to x , every integer is a sum of 4 nonnegative cubes with the exception of at most $o(x)$ terms.

We say that an integer is C_k if it can be represented as a sum of k nonnegative cubes. Western [13] gave heuristic support to the conjecture $G(3) = 4$ and also conjectured that the largest integer which is C_5 and not C_4 is located between 10^{12} and 10^{14} . We present here some support for the following conjecture:

Conjecture 1. The integer $N = 7,373,170,279,850$ is the largest integer which cannot be expressed as the sum of four nonnegative integral cubes.

Work of Bohman and Fröberg [2] and Romani [10] suggests that there are exactly 15 integers which are C_8 and not C_7 , the largest of which is 454; exactly 121 integers which are C_7 and not C_6 , the largest being 8,042; and 3,922 integers which are C_6 and not C_5 , the largest being 1,290,740. Bohman and Fröberg also gave some arguments in favour of the conjecture $G(3) = 4$ and proposed the estimate 112 millions for the number of integers which are C_5 and not C_4 . Our computations lead us to the following:

Received by the editor January 20, 1998.

1991 *Mathematics Subject Classification.* Primary 11Y35; Secondary 11P05, 11K99.

Ce travail a été réalisé au sein du laboratoire A2X, UMR CNRS-Bordeaux 1 n° 9936, avec le soutien de l'Université Victor Segalen Bordeaux 2.

The work in the Appendix was supported by universities Bordeaux 1 and 2, CNRS (UMR 9936) and a scholarship from the French Government.

Conjecture 2. There are exactly 113,936,676 positive integers which are not the sum of four nonnegative integral cubes.

1. THE METHOD

The basic principle is to find N_1 such that N_1 is not C_4 but all the integers in the interval $(N_1, \kappa N_1]$, for some “security coefficient” κ , are C_4 , and then declare N_1 to be the candidate for being the largest integer which is not C_4 .

Our choice for κ was 10; we are thankful to P. Purnaba for having performed many simulations on pseudo-cubes sequences to provide us with a decent expectation that 10 is a secure choice (cf. the Appendix). Another argument in favour of this choice comes from the computations we performed on actual cubes.

However, this principle cannot be implemented in such a direct way: it is easily checked that 7,373,170,279,850 is not C_4 (we are thankful to P. Zimmermann, who checked this point independently of us). Thus, implementing our principle would require us to check that all integers between $N + 1$ and $7.4 \cdot 10^{13}$ are C_4 , computations that cannot be performed with current computers and algorithms.

We modify this basic principle by inserting the irregularity of the distribution of cubes in arithmetic progressions, keeping the same security coefficient $\kappa = 10$. As we already noticed, cubes are badly distributed modulo 9: the number $\rho(k, 9)$ is the number of solutions of the congruence

$$k_1^3 + k_2^3 + k_3^3 + k_4^3 \equiv k \pmod{9},$$

are given by the following table.

k	0	± 1	± 2	± 3	± 4
$\rho(k, 9)/9^3$	19/9	16/9	10/9	4/9	1/9

This means that it is easier to represent, as C_4 , integers which are not congruent to ± 4 modulo 9. We give in section 2 the results for those cases; let us simply mention here that we found that the number $M = 75,377,772,852$ is not C_4 but that any integer between $M + 1$ and $8.8 \cdot 10^{11}$, which is not congruent to ± 4 modulo 9, is C_4 . We are thus left with checking integers up to $7.4 \cdot 10^{13}$ which are congruent to ± 4 modulo 9: we have thus won a factor $2/9$, ... which is still too large.

For the remaining classes modulo 9, we went one step further in the arithmetic and considered classes modulo 7 (since 3 divides $(7 - 1)$, cubes are badly distributed modulo 7). Here again, some classes could be dealt with in a reasonable time (for classes modulo ± 4 modulo 9 and $0, \pm 1, \pm 2$ modulo 7, the largest non- C_4 found turned out to be around $1.4 \cdot 10^{12}$). In the four remaining classes, the largest exceptions turned out to be between $5 \cdot 10^{12}$ and $7.4 \cdot 10^{12}$. This part is presented in section 3.

Section 4 deals with the conjectured number of non- C_4 numbers (Conjecture 2). In section 5, we give some heuristic support to our conjectures by using the arithmetic refinement of the Erdős-Rényi model we introduced in [5]. We finally give an application of our computations to the determination of an interval containing only C_5 numbers.

We close this section with two remarks concerning the computations. To determine which elements in a given interval are C_4 , we represent them by their address in a string of bits: initially, we give the value 0 to these bits; we build strings representing C_2 numbers and add those strings to give the value 1 to one bit as soon as its address is seen as a sum of two C_2 numbers.

At the end of the process, we check which bits are 0 and which are 1: when all are 1, then all the integers in the interval are C_4 . The reader will easily see how to modify this algorithm to take into account congruence conditions. Computations have been performed on DEC-Alpha or SUN-Sparc stations of different laboratories. We are specially thankful to the Laboratoire de Mathématiques Appliquées de Bordeaux for helping in getting access to a CRAY-t3d computer (CEA Grenoble) as well as to a DEC-Alpha station. The total CPU time involved is around 10,000 hours, and the computations were performed over a full year.

2. THE HIGH RESIDUE CLASSES MODULO 9

In what follows, an *exception* will mean a positive integer which is not a sum of four nonnegative cubes.

We first look at the residues classes $0, \pm 1, \pm 2, \pm 3$ modulo 9. In these classes, the likely exception N_0 is not too large, and the computations, which consist in checking that any integers between N_0 and $10N_0$ are sums of four cubes, are swiftly performed.

The largest exceptions N_0 that we obtained and the corresponding sifted intervals are given in Table 1. As expected, these numbers are congruent to ± 3 modulo 7, which as a matter of fact are the lowest classes modulo 7.

TABLE 1. The last exception in the classes $0, \pm 1, \pm 2, \pm 3$ modulo 9.

class	$\rho(k, 9)/9^3$	largest non- C_4 integer	mod 7	checking up to
0	19/9	396 953 532	3	$4, 5 \cdot 10^{11}$
1	16/9	252 716 950	3	$3 \cdot 10^9$
2	10/9	1 761 425 102	3	$3.7 \cdot 10^{10}$
3	4/9	44 322 060 990	4	$5.3 \cdot 10^{11}$
6	4/9	75 377 772 852	4	$8.8 \cdot 10^{11}$
7	10/9	4 045 088 338	4	$4.5 \cdot 10^{10}$
8	16/9	505 945 682	4	$5.4 \cdot 10^9$

As expected, we notice at once that the size of the largest exception found in a given class k strongly depends on the number $\rho(k, 9)$.

TABLE 2. The ten largest exceptions in the classes $0, \pm 1, \pm 2, \pm 3$ modulo 9.

0 [9]	1 [9]	2 [9]	3 [9]
109 563 030	130 242 934	905 760 614	30 018 581 436
114 717 348	130 576 555	931 528 658	30 205 280 802
133 218 684	134 916 274	934 479 389	30 756 454 158
133 262 559	147 350 458	1 017 344 108	30 794 631 438
133 297 182	152 177 806	1 021 218 446	31 702 361 898
136 987 722	171 820 702	1 123 934 213	33 141 245 610
146 692 746	173 788 444	1 155 472 427	41 155 522 446
152 955 828	198 367 831	1 189 684 226	41 319 931 908
188 204 580	204 605 740	1 680 416 174	41 918 435 499
396 953 532	252 716 950	1 761 425 102	44 322 060 990

TABLE 2 (continued)

-3 [9]	-2 [9]	-1 [9]
39 129 270 513	1 043 547 838	132 173 261
40 086 582 225	1 049 202 214	133 045 622
40 686 577 404	1 072 947 949	148 532 723
43 149 463 206	1 090 092 580	165 687 092
43 234 286 343	1 135 860 478	178 270 145
45 241 168 038	1 146 854 860	192 810 230
48 420 314 610	1 148 123 959	218 223 134
57 604 173 756	1 216 888 054	230 528 546
66 945 773 058	1 312 833 274	249 325 766
75 377 772 852	4 045 088 338	505 945 682

Table 2 gives an idea of the distribution of the exceptions in every class, and in particular shows that two consecutive exceptions in a given class are relatively closed, independently of the class.

3. THE LABORIOUS CASES: THE CLASSES 4 AND 5 MODULO 9

For these two classes, our computations means were not adapted to obtain the likely exceptions in the same way. We went around these difficulties by considering the 14 residue classes modulo 63 coming from the classes ± 4 modulo 9, and by applying the same algorithm to each of them.

In Table 3, we show the fourteen classes modulo 63 to be studied.

TABLE 3. The low residues modulo 63.

mod 9	4	5
0	49	14
1	22	50
2	58	23
3	31	59
4	4	32
5	40	5
6	13	41

We first calculate the number of solutions to the congruence

$$k_1^3 + k_2^3 + k_3^3 + k_4^3 \equiv k \pmod{7},$$

denoted by $\rho(k, 7)$, which is given in the following table.

k	0	± 1	± 2	± 3
$\rho(k, 7)/7^3$	595/343	336/343	378/343	189/343

Looking at this table, we may expect that the last exceptions should be congruent to ± 3 modulo 7, and thus belong to classes ± 4 or ± 31 modulo 63, which will be called the low classes modulo 63.

In the following subsections, we collect the largest exceptions in the fourteen classes, setting together classes having the same 4-cubes representation coefficient modulo 63. We shall notice that these exceptions essentially belong to the low classes modulo 13 (that is 1,5,8,12), modulo 19 (that is 2,3,5,14,16,17) and modulo 8 (that is 2,4,6).

3.1. **The residue class 0 modulo 7.** The classes are 14 and 49 modulo 63: the representation ratio is $\mathfrak{s}(k, 63) = \rho(k, 63)/63^3 = (1/9) \times (595/343) = 0.192 \dots$

TABLE 4. The last exception in the classes 14 and 49 modulo 63.

class	largest non- C_4 integer	mod 13	checking up to
14	83 593 932 170	8	$1.132 \cdot 10^{12}$
49	96 127 145 590	8	10^{12}

TABLE 5. The ten largest exceptions in class 14 and 49 modulo 63.

class 14	[13]	[8]	[19]	class 49	[13]	[8]	[19]
69 453 814 262	1	6	10	59 419 179 652	1	4	16
70 862 250 074	5	2	3	61 296 801 916	12	4	5
72 465 894 914	10	2	3	65 244 097 030	8	6	13
74 436 498 878	1	6	5	67 505 819 458	12	2	4
74 928 861 266	12	2	3	72 110 490 340	5	4	5
77 461 820 870	5	6	10	73 731 109 018	8	2	3
78 715 215 194	5	2	16	74 583 499 522	12	2	5
80 564 235 458	5	2	16	76 969 316 956	12	4	17
80 912 821 010	8	2	16	85 533 027 412	1	4	16
83 593 932 170	8	2	10	96 127 145 590	8	6	2

3.2. **The residue classes 1 and -1 modulo 7.** The classes are 13, 22, 41 and 50 modulo 63: the representation ratio is $\mathfrak{s}(k, 63) = \rho(k, 63)/63^3 = (1/9) \times (336/343) = 0.108 \dots$

TABLE 6. The last exception in the classes 13,22,41 and 50 modulo 63.

class	largest non- C_4 integer	mod 13	checking up to
13	907 751 255 494	5	$9.2 \cdot 10^{12}$
22	788 129 237 722	8	$8.6 \cdot 10^{12}$
41	1 427 500 392 170	8	$14.364 \cdot 10^{12}$
50	936 140 172 206	5	$9.41 \cdot 10^{12}$

TABLE 7. The ten largest exceptions in the classes 13, 22, 41 and 50 modulo 63.

class 13	[13]	[8]	[19]	class 22	[13]	[8]	[19]
515 415 341 713	12	1	1	463 699 078 942	8	6	3
515 716 372 660	8	4	2	466 743 009 244	5	4	3
517 437 367 537	12	1	16	470 521 253 749	1	5	2
521 809 634 254	12	6	14	521 760 696 430	12	6	15
591 096 733 492	5	4	6	526 065 260 638	8	6	14
632 123 355 982	1	6	16	542 997 708 394	11	2	11
644 670 291 838	1	6	17	560 084 910 988	5	4	17
660 658 929 916	11	4	3	576 155 440 372	5	4	17
663 859 461 082	12	2	17	666 721 591 726	8	6	16
907 751 255 494	5	6	2	788 129 237 722	8	2	17

TABLE 7 (continued)

class 41	[13]	[8]	[19]	class 50	[13]	[8]	[19]
540 717 468 836	12	4	5	505 720 130 378	8	2	5
541 298 339 798	8	6	3	527 295 430 670	8	6	17
542 474 783 339	8	3	5	528 887 658 902	5	6	15
556 064 232 170	5	2	5	546 630 271 790	5	6	14
559 284 113 660	12	4	2	558 710 089 988	11	4	17
563 987 764 094	1	6	5	572 694 654 722	8	2	14
599 435 462 660	8	4	16	588 152 293 646	8	6	2
767 912 798 498	1	2	16	725 000 004 338	12	2	3
856 645 138 166	12	6	5	858 098 874 326	5	6	14
1 427 500 392 170	8	2	17	936 140 172 206	5	6	5

3.3. **The residue classes 2 and -2 modulo 7.** The classes are 5, 23, 40 and 58 modulo 63: the representation ratio is $\mathfrak{s}(k, 63) = \rho(k, 63)/63^3 = (1/9) \times (378/343) = 0.122\dots$

TABLE 8. The ten largest exceptions in the classes 13, 22, 41 and 50 modulo 63.

class	largest non- C_4 integer	mod 13	checking up to
5	706 796 978 900	12	$7.071 \cdot 10^{12}$
23	913 105 904 972	1	$9.141 \cdot 10^{12}$
40	515 338 220 164	1	$5.163 \cdot 10^{12}$
58	647 984 206 102	12	$6.491 \cdot 10^{12}$

TABLE 9. The ten largest exceptions in the classes 5, 23, 40 and 58 modulo 63.

class 5	[13]	[8]	[19]	class 23	[13]	[8]	[19]
367 699 306 658	8	2	5	408 491 662 658	1	2	10
368 491 257 545	8	1	17	416 597 533 340	1	4	5
375 244 504 556	12	4	2	425 893 618 292	12	4	6
378 197 041 262	1	6	16	443 781 861 791	8	7	5
384 438 283 052	5	4	16	452 739 991 118	12	6	3
401 492 794 379	1	3	3	507 587 062 334	1	6	17
409 896 282 794	11	2	2	519 302 630 660	8	4	3
455 907 401 906	8	2	2	559 222 247 390	1	6	12
506 893 225 298	5	2	3	680 757 914 426	5	2	3
706 796 978 900	12	4	14	913 105 904 972	1	4	16
class 40	[13]	[8]	[19]	class 58	[13]	[8]	[19]
336 882 895 060	10	4	7	353 850 173 266	5	2	15
345 086 371 642	12	2	14	370 423 987 978	5	2	5
352 712 730 046	1	6	3	372 336 481 876	8	4	16
382 298 697 373	8	5	5	378 914 738 827	1	3	17
402 682 599 814	1	6	16	404 782 452 580	12	4	9
408 265 707 946	5	2	5	415 747 301 566	12	6	10
410 885 502 214	5	6	2	454 167 517 162	8	2	16
420 483 613 324	8	4	14	515 331 316 642	12	2	17
465 966 625 045	12	5	17	586 783 317 388	8	4	2
515 338 220 164	1	4	3	647 984 206 102	12	6	2

3.4. The low classes modulo 63 and the likely largest exception. We now deal with the four remaining classes, those corresponding to the classes ± 3 modulo 7 and ± 4 modulo 9. As expected the examination of these classes has revealed the probable largest number not representable as a sum of four cubes: 7,373,170,279,850. It was found in the class 32 modulo 63.

The representation ratio for the classes $\pm 4, \pm 31$ modulo is $\mathfrak{s}(k, 63) = \rho(k, 63)/63^3 = (1/9) \times (189/343) = 3/49 = 0.061\dots$

TABLE 10. The last exception in the classes 4, 31, 32 and 59 modulo 63.

class	largest non- C_4 integer	classe mod 13	checking up to
4	6 496 802 093 380	1	$6.5 \cdot 10^{13}$
31	5 284 099 948 018	8	$5.35 \cdot 10^{13}$
32	7 373 170 279 850	11	$7.39 \cdot 10^{13}$
59	6 021 018 973 490	1	$6.3 \cdot 10^{13}$

TABLE 11. The ten largest exceptions in the classes 4, 31, 32 and 59 modulo 63.

class 4				[13]	[8]	[19]	class 31				[13]	[8]	[19]	
4	101	746	020 978	8	2	3	4	097	950	646	674	1	2	16
4	176	071	432 950	1	6	3	4	243	508	161	924	5	4	2
4	258	171	417 378	8	2	3	4	351	566	387	514	8	2	3
4	260	747	448 381	8	5	5	4	455	736	568	986	1	2	5
4	261	453	542 490	1	2	2	4	626	872	001	454	1	6	17
4	335	278	405 602	1	2	5	4	662	046	058	890	12	2	14
4	960	851	010 042	5	2	3	4	799	676	641	980	12	4	4
5	041	706	085 742	1	6	3	4	986	551	506	702	12	6	2
5	269	052	852 662	1	6	14	5	263	158	954	910	12	6	17
6	496	802	093 380	1	4	3	5	284	099	948	018	8	2	17
class 32				[13]	[8]	[19]	class 59				[13]	[8]	[19]	
4	075	773	601 316	1	4	5	3	802	208	355	158	5	6	16
4	086	898	600 082	12	2	2	3	825	977	414	234	1	2	2
4	364	287	298 060	1	4	16	3	870	821	254	730	1	2	9
4	592	346	735 722	5	2	16	3	889	185	641	834	12	2	3
4	639	786	626 164	1	4	17	4	058	748	783	302	5	6	17
4	668	204	750 962	12	2	14	4	145	452	151	270	1	6	2
5	521	284	141 881	1	1	5	4	798	029	384	914	12	2	17
5	676	158	919 722	5	2	3	4	798	065	694	586	8	2	5
6	196	484	961 230	5	6	3	5	368	106	543	558	5	6	3
7	373	170	279 850	11	2	6	6	021	018	973	490	1	2	16

4. THE NUMBER OF EXCEPTIONS

In Table 12, we have gathered for each class modulo 63 the probable number of integers which cannot be written as a sum of four nonnegative cubes. This leads to Conjecture 2 stated in the introduction.

Looking at Table 12, we observe that there are more exceptions in the class 5 modulo 9 than in the class 4, for a given class modulo 7. This phenomenon can be

TABLE 12. The likely number of exceptions by class modulo 63.

non- C_4 by class mod 63	0 [7]	1 [7]	2 [7]	3 [7]	4 [7]	5 [7]	6 [7]	total by class mod 9
0 [9]	36 0 [63]	334 36 [63]	212 9 [63]	2565 45 [63]	2634 18 [63]	256 54 [63]	296 27 [63]	6333
1 [9]	62 28 [63]	471 1 [63]	382 37 [63]	4119 10 [63]	4006 46 [63]	407 19 [63]	555 55 [63]	10002
2 [9]	391 56 [63]	2551 29 [63]	1773 2 [63]	17329 38 [63]	17441 11 [63]	2088 47 [63]	2785 20 [63]	44358
3 [9]	8828 21 [63]	52346 57 [63]	35949 30 [63]	307600 3 [63]	308974 39 [63]	37884 12 [63]	53794 48 [63]	805375
4 [9]	644283 49 [63]	3747040 22 [63]	2536522 58 [63]	21167119 31 [63]	21169677 4 [63]	2618012 40 [63]	3799510 13 [63]	55682163
5 [9]	663407 14 [63]	3870947 50 [63]	2572186 23 [63]	21402004 59 [63]	21403611 32 [63]	2656879 5 [63]	3927902 41 [63]	56496936
6 [9]	9197 42 [63]	57399 15 [63]	36666 51 [63]	315565 24 [63]	317700 60 [63]	38543 33 [63]	58398 6 [63]	833468
7 [9]	415 7 [63]	3025 43 [63]	1789 16 [63]	18330 52 [63]	18489 25 [63]	2074 61 [63]	3325 34 [63]	47447
8 [9]	64 35 [63]	592 8 [63]	368 44 [63]	4295 17 [63]	4238 53 [63]	420 26 [63]	617 62 [63]	10594
total by class mod 7	1326683	7734705	5185847	43238926	43246770	5356563	7847182	113936676

explained by the fact that up to a given bound x there are more cubes of the form $(3k+1)^3$ than of the form $(3k+2)^3$, and thus the number of sums of four cubes in the class 4 modulo 9 is greater than that in the class 5 modulo 9. The numbers of exceptions in the respective classes naturally follow the same pattern. Similar but less pronounced phenomena also appear when comparing classes 3 and 4 modulo 7, classes ± 1 modulo 9, classes ± 2 modulo 9 or as well as classes ± 3 modulo 9. Thus, it is not really an accident that the largest exception has been found in the class 32 modulo 63.

We also may look at the residue modulo 13 of the largest exceptions. The number of solutions of the congruence

$$k_1^3 + k_2^3 + k_3^3 + k_4^3 \equiv k \pmod{13},$$

denoted by $\rho(k, 13)$ takes the following values.

k	0	± 1	± 2	± 3	± 4	± 5	± 6
$\rho(k, 13)$	3133	1794	2106	2106	2457	1794	2457
$\rho(k, 13)/13^3$	1.426	0.816	0.958	0.958	1.118	0.816	1.118

We observe that all the largest exceptions in the low classes 4, 31, 32, 59 modulo 63 are congruent to 1, 5, 8 or 12 modulo 13, except, unexpectedly, the largest one 7,373,170,279,850: it belongs to the class 11 modulo 13 whose representation coefficient 0.958 is rather close to the minimum one 0.816.

Similar remarks can be done when the modulus is 8.

k	0	± 1	± 2	± 3	4
$\rho(k, 8)$	704	512	448	512	448
$\rho(k, 8)/8^3$	1.375	1	0.875	1	0.875

As expected, the exceptions in tables 5, 7, 9 and 11 are principally in the low class modulo 8, that is 2, 4 or 8. Such a result is true for modulus 19.

Last but not least, the size of the last exceptions as well as the total number of exceptions are consistent with the expectations of Western [13] and Bohman and Fröberg [2], as mentioned in the introduction.

5. PROBABILISTIC STUDY

We propose here some heuristics for supporting the numerical results that we previously obtained. We use an arithmetic refinement to the probabilistic model of Erdős and Rényi [7]; this trick has been introduced as part of the sums of 3 cubes program [5] and fits with the sums of four cubes.

5.1. The Erdős-Rényi model. Let (Ω, \mathcal{T}, P) be a probability space and $(\xi_n)_{n \geq 1}$ be a sequence of independent Bernoulli random variables such that

$$P(\xi_n = 1) = \alpha_n \quad \text{and} \quad P(\xi_n = 0) = 1 - \alpha_n,$$

where $\alpha_n = 1/(3n^{2/3})$, $n \geq 1$.

We construct a random sequences of integers $(\nu_l)_{l \geq 1}$ by considering the set of n for which $\xi_n = 1$. We easily check that almost everywhere this sequence has infinitely many elements and satisfies $\nu_l \sim l^3$ when l tends to infinity.

Let R_n be the random variable counting the number of ways to represent n as a sum

$$n = \nu_{l_1} + \nu_{l_2} + \nu_{l_3} + \nu_{l_4} \quad \text{with} \quad 1 \leq l_1 < l_2 < l_3 < l_4.$$

We then have

$$R_n = \sum_{\mathbf{h}=(h_1, \dots, h_4) \in \mathcal{H}} \xi_{h_1} \dots \xi_{h_4},$$

where

$$\mathcal{H} = \mathcal{H}(n) = \{\mathbf{h} = (h_1, \dots, h_4), 1 \leq h_1 < \dots < h_4 \leq n, h_1 + \dots + h_4 = n\}.$$

Here we deal with the probability

$$(1) \quad P(R_n = 0) = p \left(\bigcap_{\mathbf{h} \in \mathcal{H}} \overline{\{\xi_{\mathbf{h}} = 1\}} \right)$$

that n is not a sum of four distinct elements of (ν_l) .

A way to bound it is to use Janson's inequality [8], leading, under the assumption $p(A) \leq \epsilon$ for any $A \in \mathcal{A}$, to

$$(2) \quad \prod_{A \in \mathcal{A}} p(\overline{A}) \leq p \left(\bigcap_{A \in \mathcal{A}} \overline{A} \right) \leq \prod_{A \in \mathcal{A}} p(\overline{A}) \exp \left(\frac{\delta}{1 - \epsilon} \right),$$

where $\delta := \sum_{A_1, A_2 \text{ dependent}} p(A_1 \cap A_2)$.

Moreover we have

$$\prod_{A \in \mathcal{A}} p(\overline{A}) = \prod_{\mathbf{h} \in \mathcal{H}} (1 - \alpha_{\mathbf{h}}) \leq \exp \left(- \sum_{\mathbf{h} \in \mathcal{H}} \alpha_{\mathbf{h}} \right) = \exp(-\mu),$$

where $\mu = \mu(n) = ER_n$.

Using Lemma 2.9 of [11], we easily obtain

$$(3) \quad \mu(n) \sim \gamma n^{1/3}, \quad \text{when } n \text{ tends to infinity,}$$

with $\gamma = \frac{\Gamma(\frac{1}{3})^3}{3^3 4!}$.

Unfortunately the term δ is not negligible, and even has the same order as μ ; thus Janson’s inequality does not give a satisfactory bound.

Since our aim is only to give arguments in consideration of the results in the previous sections, we identify $P(R_n = 0)$ to $e^{-\mu}$, as it would be the case if the events A were independent.

So if we use the estimate

$$P(R_n = 0) \asymp \exp(-\gamma n^{1/3}),$$

we will obtain the value of n_0 beyond which $P(R_n = 0) < 1/n$. This condition holds for $n_0 = 3 \cdot 10^8$, a bad result in view of our computations. We now turn to the arithmetic model, which should give a much better estimate.

5.2. The arithmetic model. The modulus K being fixed, we consider for any k , $1 \leq k \leq K$, a sequence $(\xi_n^{(k)})_{n \geq 1}$ of independent Bernoulli random variables such that

$$P(\xi_n^{(k)} = 1) = \alpha_n = 1 - P(\xi_n^{(k)} = 0),$$

where $\alpha_n = \frac{1}{3(nK)^{2/3}}$. This gives a family of K random increasing sequences $(\nu_l^{(k)})_{l \geq 1}$ by considering for each k the integers n for which $\xi_n^{(k)} = 1$. To each of them, we associate the sequence $(\mu_l^{(k)})_{l \geq 1}$ defined by

$$\mu_l^{(k)} = \nu_l^{(k)} K + m(k^3),$$

where $m(k^3)$ is the smallest nonnegative integer congruent to k^3 modulo K . The sequences $(\mu_l^{(k)})_{l \geq 1}$ give a probabilistic model of the cubes in the arithmetic progressions modulo K : almost everywhere we have $\mu_l^{(k)} \sim (Kl + k)^3$ when l tends to infinity.

Let k_0 be a residue class modulo K , denote by $\mathbf{k} = (k_1, k_2, k_3, k_4)$ a solution to the congruence

$$(4) \quad k_1^3 + k_2^3 + k_3^3 + k_4^3 \equiv k_0 \pmod{K},$$

and let $\mathcal{C}(k_0)$ be the set of solutions to (4), $\rho(k_0, K)$ its cardinality.

For $\mathbf{k} = (k_1, \dots, k_4) \in \mathcal{C}(k_0)$ and n congruent to k_0 modulo K , we denote by $R_{\mathbf{k}}(n)$ the number of representations of n as

$$(5) \quad n = \mu_{l_1}^{(k_1)} + \dots + \mu_{l_4}^{(k_4)},$$

with

$$(6) \quad \mu_{l_1}^{(k_1)} < \dots < \mu_{l_4}^{(k_4)}.$$

We finally denote by R_n the total number of representations obtained by summing over all solutions $\mathbf{k} \in \mathcal{C}(k_0)$,

$$(7) \quad R_n = \sum_{\mathbf{k} \in \mathcal{C}(k_0)} R_{\mathbf{k}}(n).$$

The class k_0 being fixed, for n large enough, $R_{\mathbf{k}}(n)$ denotes the number of representations of $N_{\mathbf{k}} := (n - m(k_1^3) - \dots - m(k_4^3))/K$ as

$$N_{\mathbf{k}} = \nu_{l_1}^{(k_1)} + \dots + \nu_{l_4}^{(k_4)},$$

with $\nu_{l_1}^{(k_1)} < \nu_{l_2}^{(k_2)} < \dots < \nu_{l_4}^{(k_4)}$.

This implies that

$$(8) \quad R_{\mathbf{k}}(n) = \sum_{\mathbf{h} \in \mathcal{H}(N_{\mathbf{k}})} \xi_{h_1}^{(k_1)} \cdots \xi_{h_4}^{(k_4)},$$

where $\mathcal{H}(N) = \{\mathbf{h} = (h_1, \dots, h_4), 1 \leq h_1 < \dots < h_4 \leq N, h_1 + \dots + h_4 = N\}$.

We then have

$$(9) \quad R_n = \sum_{\mathbf{k} \in \mathcal{C}(k_0)} \sum_{\mathbf{h} \in \mathcal{H}(N_{\mathbf{k}})} \xi_{h_1}^{(k_1)} \cdots \xi_{h_4}^{(k_4)} = \sum_{\mathbf{k} \in \mathcal{C}(k_0), \mathbf{h} \in \mathcal{H}(N_{\mathbf{k}})} \theta_{\mathbf{k}, \mathbf{h}},$$

where $\theta_{\mathbf{k}, \mathbf{h}} = \xi_{h_1}^{(k_1)} \cdots \xi_{h_4}^{(k_4)}$.

As in the simple model, we shall identify $P(R_n = 0)$ to $e^{-\mu}$, where

$$\mu = \sum_{\mathbf{k}, \mathbf{h}} P(\{\theta_{\mathbf{k}, \mathbf{h}} = 1\}).$$

The estimate of $\mu(n)$ leads to

$$(10) \quad \mu(n) \sim \gamma \mathfrak{s}(n, K) n^{1/3} \quad \text{when } n \text{ tends to infinity,}$$

where $\mathfrak{s}(n, K)$ denotes the 4-cubes representation coefficient $\rho(n, K)/K^3$.

We thus shall use the following estimate:

$$(11) \quad P(R_n = 0) \asymp \exp\left(-\gamma \mathfrak{s}(n, K) n^{1/3}\right).$$

5.3. The size of the likely largest exception. Let $\alpha \geq 1$. We first obtain the following properties of the function $\mathfrak{s}(k, K)$:

If $p \equiv 2 \pmod 3$,

$$\min_n \mathfrak{s}(n, p^\alpha) = 1 - \frac{1}{p^3}.$$

If $p \equiv 1 \pmod 3$, let us write $4p = a^2 + 27b^2$ with $a \equiv 1 \pmod 3$. We then have

$$(12) \quad \min_n \mathfrak{s}(n, p^\alpha) = 1 - \frac{27|b| + 5a + 12}{2p^2}.$$

We now compute, for each residue k modulo 63,

$$\mathfrak{s}_k = \min_{\substack{n \equiv k \pmod{63} \\ K \geq 1}} \mathfrak{s}(n, K).$$

A way to estimate the probable size of the last exception in each class modulo 63 is to locate it where $P(R_n = 0)$ becomes smaller than $63/n$.

Using estimate (11), we shall just compute the value of n for which $\exp(-\gamma \mathfrak{s}_k n^{1/3})$ and $63/n$ are equal. Let us denote

$$(13) \quad \begin{aligned} \mathfrak{a} &:= \min_{(K, 21)=1} \mathfrak{s}(n, K) \\ &= \prod_{\substack{p \equiv 2 \pmod 3}} \left(1 - \frac{1}{p^3}\right) \prod_{\substack{p \equiv 1 \pmod 3 \\ p > 7}} \left(1 - \frac{27|b| + 5a + 12}{2p^2}\right) \\ &= 0.64919 \dots; \end{aligned}$$

then

$$t_k := \min_{\substack{\alpha \geq 1 \\ n \equiv k \pmod 9}} \mathfrak{s}(n, 3^\alpha),$$

and

$$s_k := \min_{\substack{\alpha \geq 1 \\ n \equiv k \pmod{7}}} \mathfrak{s}(n, 7^\alpha).$$

The value of t_k and s_k are listed below.

k	0	± 1	± 2	± 3	± 4
t_k	2	16/9	10/9	4/9	1/9

k	0	± 1	± 2	± 3
s_k	594/343	48/49	54/49	27/49

This leads to Table 13, which gathers for each class modulo 63 the values of $u_k = t_{k_1}s_{k_2}$, where $|k_1| \leq 4$, $|k_2| \leq 3$, $k \equiv k_1 \pmod{9}$ and $k \equiv k_2 \pmod{7}$.

TABLE 13. The values of $u_k = t_{k_1}s_{k_2}$.

$k_2 \pmod{7}$	$k_1 \pmod{9}$	0	± 1	± 2	± 3	± 4
0		1188/343	1056/343	660/343	264/343	66/343
± 1		96/49	256/147	160/147	64/147	16/147
± 2		108/49	96/49	60/49	24/49	6/49
± 3		54/49	48/49	30/49	12/49	3/49

To take into account the distribution irregularities of the cubes in arithmetic progressions, we are led to consider

$$\mathfrak{s}_k := \min_{\substack{n \equiv k \pmod{63} \\ K \geq 1}} \mathfrak{s}(n, K) = \mathfrak{a}u_k,$$

for any k . This gives the size of the integer n_k for which $\exp(-\mathfrak{s}_k \gamma n_k^{1/3}) \asymp 63/n_k$.

TABLE 14. Size of the last exception n_k given by the arithmetic model.

$k \pmod{7}$	$k \pmod{9}$	0	± 1	± 2	± 3	± 4
0		4.78e6	7.71e6	4.9e7	1.50e9	2.07e11
± 1		4.57e7	7.19e7	4.21e8	1.17e10	1.48e12
± 2		2.90e7	4.57e7	2.72e8	7.69e9	9.86e11
± 3		4.02e8	6.22e8	3.45e9	8.91e10	1.05e13

These estimates can be compared with the largest exceptions found in each class modulo 63 given in Table 15.

These results show at least that our probabilistic model fits very well with our computation. However we remark that the last exception found in the class 47 modulo 63 (2 mod 9, -2 mod 7) is greater than the corresponding value given in Table 14. As a matter of fact it is in this class that we observe the largest ratio between two consecutive exceptions.

TABLE 15. The last found exceptions in the residue classes modulo 63

mod 7	mod 9	0	1	2	3	4
0		587 286	1 410 346	23 375 702	508 517 814	96 127 145 590
1		40 748 310	15 607 054	108 609 194	5 134 614 906	788 129 237 722
2		7 712 154	14 621 266	118 905 194	5 192 800 356	647 984 206 102
3		396 953 532	252 716 950	1 761 425 102	41 918 435 499	5 284 099 948 018
-3		188 204 580	198 367 831	1 155 472 427	44 322 060 990	6 496 802 093 380
-2		11 919 591	11 066 914	326 262 620	3 403 279 794	515 338 220 164
-1		19 913 382	43 921 828	193 830 356	3 806 305 950	907 751 255 494
mod 7	mod 9		-1	-2	-3	-4
0			1 294 370	27 750 562	694 539 132	83 593 932 170
1			32 898 230	127 378 987	6 125 088 390	936 140 172 206
2			23 933 051	185 805 790	3 832 335 222	913 105 904 972
3			230 528 546	1 148 123 959	66 945 773 058	6 021 018 973 490
-3			505 945 682	4 045 088 338	75 377 772 852	7 373 170 279 850
-2			18 900 530	92 241 196	3 879 539 340	706 796 978 900
-1			19 566 665	133 245 286	5 103 923 460	1 427 500 392 170

6. SUMS OF FIVE CUBES

It is well-known since Linnik [9] (1943) and Watson [12] (1951) that every sufficiently large integer is a sum of 7 positive integral cubes. McCurley [3] in 1984 gave an effective version of this result but his bound is too large, $\exp(\exp(13.97))$. F. Bertaut, O. Ramaré and P. Zimmermann [1] improved this result in some particular arithmetic progressions. By combining the greedy ascent method with the previous results for sums of 4 cubes, we easily derive the following theorem.

Theorem. *Every integer in the interval $[1\,290\,741, 10^{16}]$ is a sum of five nonnegative integral cubes.*

Proof. We shall establish the result for each class modulo 9.

In a first step, we simply verify on a computer that every integer in the interval $[1\,290\,741, 8 \cdot 10^{10}]$ is a C_5 integer. This is done in the following way. To test the interval $[a, b[$, we compute two vectors, one with all C_2 integers from 0 to b , and one with C_3 integers from 0 to a variable bound $M(b)$. Indeed, the average number of representations of an integer n as a sum of 5 cubes is about $\gamma n^{2/3}$, so every large integer has a representation as $C_2 + C_3$, the C_3 integer being relatively small. We then add the two vectors until the interval is completely represented. This took about 120 hours on a DEC Alpha.

In a second step, we use special ranges of C_4 integers in 4 classes modulo 9 observed beyond the last apparent exception found. In the class 0, this range has been enlarged for the special need of this theorem.

We have

- every $n \in [4 \cdot 10^8; 4.5 \cdot 10^{11}]$ and congruent to 0 mod 9 is C_4 ,
- every $n \in [4.5 \cdot 10^{10}; 5.3 \cdot 10^{11}]$ and congruent to 3 mod 9 is C_4 ,
- every $n \in [7.6 \cdot 10^{10}; 8.8 \cdot 10^{11}]$ and congruent to 6 mod 9 is C_4 ,
- every $n \in [4.1 \cdot 10^9; 4.5 \cdot 10^{10}]$ and congruent to 7 mod 9 is C_4 .

By adding successively to these ranges a cube k^3 for $1 \leq k \leq K$, we obtain large ranges of C_5 integers. The union of these successive ranges is still an interval when K is not too large. This leads to the following technical lemma.

Lemma. *If every integer $n \in [a, b]$ ($b - a \geq 27$) congruent to i mod 9 is C_4 , then*

- (i) *every $n \in [a, a + \frac{(b-a)^{3/2}}{27}]$ congruent to i mod 9 is C_5 ,*

- (ii) every $n \in [a, a + \frac{(b-a)^{3/2}}{27}]$ congruent to $i + 1 \pmod{9}$ is C_5 ,
- (iii) every $n \in [a, a + \frac{(b-a)^{3/2}}{27} - \frac{(b-a)}{3}]$ congruent to $i - 1 \pmod{9}$ is C_5 .

The proof is elementary, and is left to the reader.

When using the previous ranges in the classes 3 and 6 modulo 9, we get

- every $n \in [4.5 \cdot 10^{10}; 1.2 \cdot 10^{16}]$ congruent to 2, 3, 4 $\pmod{9}$ is C_5 ,
- every $n \in [7.6 \cdot 10^{10}; 2.6 \cdot 10^{16}]$ congruent to 5, 6, 7 $\pmod{9}$ is C_5 .

Finally, when using the previous range in the class 0 we obtain

- every $n \in [4 \cdot 10^8; 1.1 \cdot 10^{16}]$ congruent to 0, 1, 8 $\pmod{9}$ is C_5 .

These results combined with the results of the first step clearly establish the theorem. \square

APPENDIX
SIMULATIONS FOR SUMS OF FOUR PSEUDO-CUBES

ABSTRACT. We present here some simulations for sequences of pseudo-cubes, i.e. for pseudo-random sequences which mimic the behaviour of sequences of cubes. Our aim is to observe experimentally the distribution of the largest number which is not a sum of four pseudo-cubes. Furthermore, we are interested in the distribution of the gap between the ultimate exception and the previous one.

A.1. CONSTRUCTION OF PSEUDO-CUBES

We follow the Erdős-Rényi model described in [1]. For modeling sequences of cubes, we have to generate a sequence $(\xi_n)_{n \geq 1}$ of independent Bernoulli random variables such that

$$P(\xi_n = 1) = \alpha_n \quad \text{and} \quad P(\xi_n = 0) = 1 - \alpha_n,$$

where $\alpha_n = 1/(3n^{2/3})$. This leads to a sequence of pseudo-cubes denoted by $(\nu_l)_{l \geq 1}$. Almost surely, by the Borel-Cantelli Lemma, only a finite number of integers will not be represented as sums of four terms of pseudo-cubes (ν_l) . For this sequence, we experimentally note that the likely largest number n_0 which is not sum of four terms of this sequence (ν_l) will be very large and requires too much time to be computed. So instead we take $\alpha_n = 2/(3n^{2/3})$; this choice makes the number n_0 significantly smaller and enables us to perform many trials. Furthermore, it does not affect the fundamental behaviour of our model. Indeed, as it can be seen in subsection 5.1, the increase in α_n only leads to replacing in (3) the factor γ by 16γ . The value of n_0 is then reduced by a factor of 10000.

The concrete realization of the sequence (ν_l) of pseudo-cubes is done as follows. For each n , we take a random number x between 0 and 1. The value of ξ_n is chosen to be 1 or 0, depending on whether x lies in $[a_n, b_n] \subset [0, 1]$ or not.

For constructing the interval $[a_n, b_n]$, we randomly choose a point denoted by a_1 in $[0, 1]$. We then compute the value of α_n and set

$$[a_n, b_n] = \begin{cases} [a_1, a_1 + \alpha_n] & \text{if } (a_1 + \alpha_n) \leq 1, \\ [a_1, 1] \cup [0, a_1 + \alpha_n - 1] & \text{if } (a_1 + \alpha_n) > 1. \end{cases}$$

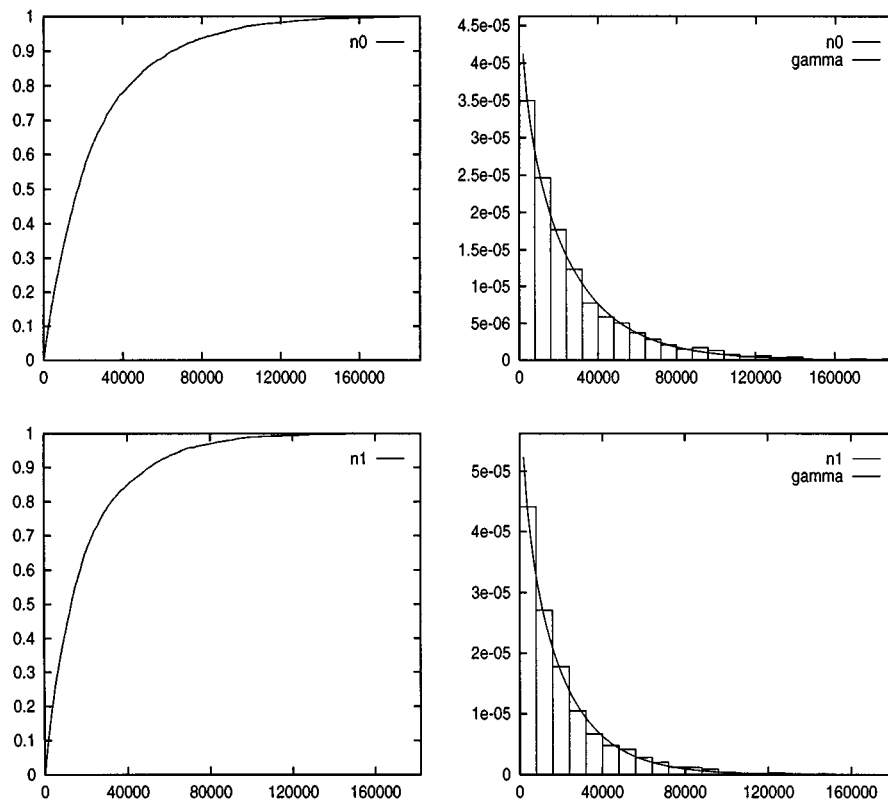
A.2. DISTRIBUTION OF THE FIVE LAST EXCEPTIONS

We generated 4500 sequences of pseudo-cubes in the interval $[1, N = 10^6]$. For each sequence, we computed all sums of 4 terms of this sequence and noted the five apparent largest numbers which are not represented, denoted by $n_4 < n_3 < n_2 < n_1 < n_0$. From the last observed exception n_0 , we test all the interval $[n_0, 50 \times n_0]$ in order to morally convince ourselves that it is the likely last exception. We get the results shown in Table A-1.

We first notice that densities are not symmetric. The histograms and distribution functions seems to show that we have for n_i , $i = 0, \dots, 4$, Γ -distributions with two parameters; the experimental agreement is rather good but we have no theoretical reason supporting such a Γ -distribution. The figures below show in the first column the empirical distribution functions for n_0 and n_1 , and in the second column the histograms compared with the density of a Γ -distribution.

TABLE A-1. Five last exceptions $n_i, (i = 0 \dots 4)$ for sums of 4 pseudo-cubes.

Statistics	n_0	n_1	n_2	n_3	n_4
minimum	56	50	48	44	42
lower quartile	7011	4926	4006	3451	3118
median	17222	12994	10951.5	9852.5	8979
mean	26861.9	20478.34	17587.65	15906.79	14656.75
upper quartile	35741.5	27328	23634.5	21159	19457
maximum	190752	181169	171348	138612	134196
variance	840460536	510788421	390318881	330451800	287465045
standard deviation	28990.7	22600.63	19756.49	18178.33	16954.79

FIGURE A-1. Empirical distribution functions and histograms of n_0 and n_1 for sums of 4 pseudo-cubes.

The density of the Γ -distribution with parameters p and θ is given by

$$(1) \quad f(x; p, \theta) = \frac{1}{\Gamma(p) \theta^p} x^{p-1} \exp\{-x/\theta\} \mathbb{1}_{\{x \geq 0\}}, \quad \theta > 0.$$

Let $\mathbb{X} = (X_1, X_2, \dots, X_n)^T$ be a random vector in \mathbb{R}^n , where $X_i (i = 1, \dots, n)$ are independent and identically distributed with distribution function F and density function f . We denote by x_i the realizations of X_i ($i = 1, \dots, n$). Estimates of p

TABLE A-2. Parameters of the gamma distribution (p, θ) for the five last exceptions for sums of four pseudo-cubes.

Parameter	n_0	n_1	n_2	n_3	n_4
p	0.88021	0.86390	0.82823	0.77149	0.79989
θ	28892.120	22500.829	20123.119	19994.318	18432.074

and θ can be obtained by finding the maximum of the likelihood function

$$L(\mathbb{X}; p, \theta) = \prod_{i=1}^n f(x_i; p, \theta).$$

This gives the following numerical estimates.

A.3. DISTRIBUTION OF n_0/n_1

Figure A-2 shows the ratio n_i/n_0 ($i = 1, 2$) as a plotted function of n_0 . We clearly observe that when n_0 increases, the minimum of (n_0/n_1) increases also and is bigger than 0.1 with extremely few exceptions, which means that the last exception is almost always smaller than ten times the previous one.

We also observe that the distribution of $Z = (n_0/n_1) - 1$ looks like a Γ -distribution with two parameters. By (1), the density of $X = n_0/n_1$ is then

$$f(x; p, \theta) = \frac{1}{\Gamma(p)\theta^p} (x-1)^{p-1} \exp\{-(x-1)/\theta\}, \quad x \geq 1, \quad \theta > 0.$$

In Figure A-3 we have plotted the histograms compared with the density of a Γ -distribution.

From this, we have computed in Table A-3 under the hypothesis of a Γ -distribution for Z with estimated parameters p and θ , the probability that $X = n_0/n_1 > k$ for $k = 5, \dots, 10$.

More simulations have been performed around this subject and can be seen in [2]. From this, it appears that a large multiplicative gap between the two last exceptions for sums of four cubes seems to be very unlikely. Therefore this appendix supports,

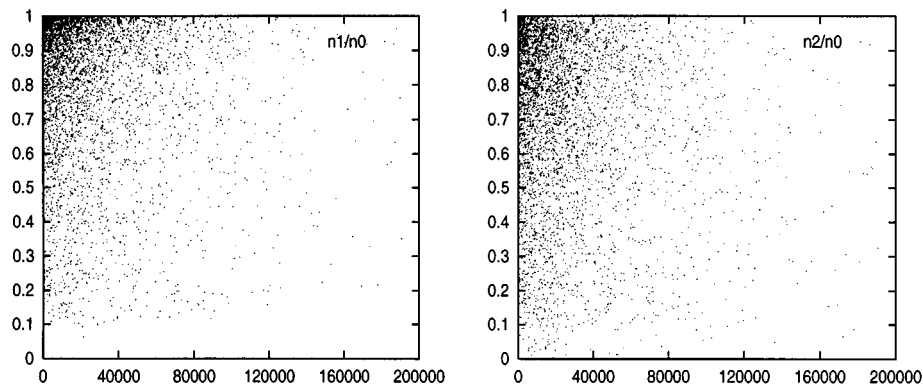


FIGURE A-2. Ratio n_i/n_0 ($i = 1, 2$) as a function of n_0 for sums of four pseudo-cubes.

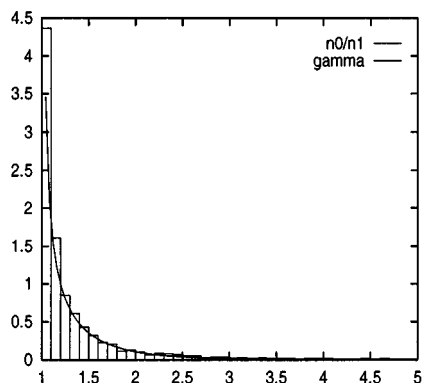


FIGURE A-3. Density of n_0/n_1 observed and estimated for sums of four pseudo-cubes.

TABLE A-3. Probability $\left\{X = \frac{n_0}{n_1} \geq k\right\}$ for $k = 5, \dots, 10$.

$X = \frac{n_0}{n_1}$	gamma (p, θ) $p = 0.37510$ $\theta = 0.65032$
$\hat{P}(X \geq 5)$	$2.6531 \cdot 10^{-4}$
$\hat{P}(X \geq 6)$	$5.0347 \cdot 10^{-5}$
$\hat{P}(X \geq 7)$	$9.7559 \cdot 10^{-6}$
$\hat{P}(X \geq 8)$	$1.9187 \cdot 10^{-6}$
$\hat{P}(X \geq 9)$	$3.8155 \cdot 10^{-7}$
$\hat{P}(X \geq 10)$	$7.6530 \cdot 10^{-8}$

to some extent, the choice of the factor 10 in the method used in the body of this paper for determining the likely largest number which is not a sum of four cubes.

REFERENCES TO APPENDIX

- [1] Erdős, P. and Rényi, A. (1960). *Additive properties of random sequences of positive integers*. Acta Arith., vol. 6, p. 83-110. MR 22:10970
- [2] Purnaba P. *Étude de divers problèmes statistiques liés aux valeurs extrêmes*, (1997), Thèse soutenue à l'université Bordeaux I.

REFERENCES

- [1] F. Bertault, O. Ramaré, P. Zimmermann, "On sums of seven cubes", Math. Comp. 68 (1999), 1303-1310.
- [2] J. Bohman, C.E. Fröberg, "Numerical investigation of Waring's problem for cubes", BIT 21 (1981), 118-122. MR 82k:10063
- [3] K.S. McCurley, "An effective seven cube theorem", J. of Number Theory, 19 (1984), 176-183. MR 86c:11078
- [4] H. Davenport, "On Waring's problem for cubes", Acta Math., 71 (1939), 123-143. MR 1:5c

- [5] J-M. Deshouillers, F. Hennecart, B. Landreau , “Sums of powers: an arithmetic refinement to the probabilistic model of Erdős and Rényi”, *Acta Arithmetica*. 85 (1998), 13–33. **CMP 98:13**
- [6] L. Dickson, “All integers except 23 and 239 are sums of eight cubes”, *Bull. Amer. Math. Soc.* 45 (1939), 588–591. **MR 1:5e**
- [7] P. Erdős, A. Rényi, “Additive properties of random sequences of positive integers”, *Acta Arith.*, 6 (1960), 83–110. **MR 22:10970**
- [8] S. Janson, T. Łuczak, A. Ruciński, “An exponential bound for the probability of nonexistence of a specified subgraph in a random graph”, *Random Graphs’ 87 (Poznan, 1987)*, Wiley Chichester 1990, 73–87. **MR 91m:05168**
- [9] U.V. Linnik, “On the representation of large numbers as sums of seven cubes”, *Mat. Sb.*, 12 (54) (1943), 218–224. **MR 5:142e**
- [10] F. Romani, “Computations concerning Waring’s problem”, *Calcolo*, 19 (1982), 415–431. **MR 85g:11088**
- [11] R.C. Vaughan, “The Hardy-Littlewood method”, Cambridge University Press (1981). **MR 84b:10002**
- [12] G.L. Watson, “A proof of the seven cube theorem”, *J. London Math. Soc. (2)*, 26 (1951), 153–156. **MR 13:915a**
- [13] A.E. Western, “Computations concerning numbers representable by four or five cubes”, *J. London Math. Soc. (2)*, 1 (1926), 244–251.

MATHÉMATIQUES STOCHASTIQUES, UNIVERSITÉ VICTOR SEGALÉN BORDEAUX 2, F-33076 BORDEAUX CEDEX, FRANCE

E-mail address: `J-M.Deshouillers@u-bordeaux2.fr`

A2X, UNIVERSITÉ BORDEAUX 1, F-33405 TALENCE CEDEX, FRANCE

E-mail address: `hennec@math.u-bordeaux.fr`

E-mail address: `landreau@math.u-bordeaux.fr`

MATHÉMATIQUES STOCHASTIQUES, UNIVERSITÉ VICTOR SEGALÉN BORDEAUX 2, F-33076 BORDEAUX CEDEX, FRANCE